

ANNEX I
SUMMARY OF PRODUCT CHARACTERISTICS

1. NAME OF THE MEDICINAL PRODUCT

Lantus 100 units/ml solution for injection in a vial
Lantus 100 units/ml solution for injection in a cartridge
Lantus SoloStar 100 units/ml solution for injection in a pre-filled pen

2. QUALITATIVE AND QUANTITATIVE COMPOSITION

Each ml contains 100 units insulin glargine* (equivalent to 3.64 mg).

Lantus 100 units/ml solution for injection in a vial

Each vial contains 5 ml of solution for injection, equivalent to 500 units, or 10 ml of solution for injection, equivalent to 1000 units.

Lantus 100 units/ml solution for injection in a cartridge, Lantus SoloStar 100 units/ml solution for injection in a pre-filled pen

Each cartridge or pen contains 3 ml of solution for injection, equivalent to 300 units.

*Insulin glargine is produced by recombinant DNA technology in *Escherichia coli*.

For the full list of excipients, see section 6.1.

3. PHARMACEUTICAL FORM

Solution for injection.

Clear colourless solution.

4. CLINICAL PARTICULARS

4.1 Therapeutic indications

Treatment of diabetes mellitus in adults, adolescents and children aged 2 years and above.

4.2 Posology and method of administration

Posology

Lantus contains insulin glargine, an insulin analogue, and has a prolonged duration of action. Lantus should be administered once daily at any time but at the same time each day.

The dose regimen (dose and timing) should be individually adjusted. In patients with type 2 diabetes mellitus, Lantus can also be given together with orally active antidiabetic medicinal products. The potency of this medicinal product is stated in units. These units are exclusive to Lantus and are not the same as IU or the units used to express the potency of other insulin analogues (see section 5.1).

Special population

Elderly population (≥65 years old)

In the elderly, progressive deterioration of renal function may lead to a steady decrease in insulin requirements.

Renal impairment

In patients with renal impairment, insulin requirements may be diminished due to reduced insulin metabolism.

Hepatic impairment

In patients with hepatic impairment, insulin requirements may be diminished due to reduced capacity for gluconeogenesis and reduced insulin metabolism.

Paediatric population

- Adolescents and children aged 2 years and older patients

Safety and efficacy of Lantus have been established in adolescents and children aged 2 years and older (see section 5.1). The dose regimen (dose and timing) should be individually adjusted.

- Children below 2 years of age

The safety and efficacy of Lantus have not been established. No data are available.

Switch from other insulins to Lantus

When switching from a treatment regimen with an intermediate or long-acting insulin to a regimen with Lantus, a change of the dose of the basal insulin may be required and the concomitant antidiabetic treatment may need to be adjusted (dose and timing of additional regular insulins or fast-acting insulin analogues or the dose of oral antidiabetic medicinal products).

Switch from twice daily NPH insulin to Lantus

To reduce the risk of nocturnal and early morning hypoglycaemia, patients who are changing their basal insulin regimen from a twice daily NPH insulin to a once daily regimen with Lantus should reduce their daily dose of basal insulin by 20-30% during the first weeks of treatment.

Switch from insulin glargine 300 units/ml to Lantus

Lantus and Toujeo (insulin glargine 300 units/ml) are not bioequivalent and are not directly interchangeable. To reduce the risk of hypoglycemia, patients who are changing their basal insulin regimen from an insulin regimen with once daily insulin glargine 300 units/ml to a once daily regimen with Lantus should reduce their dose by approximately 20%.

During the first weeks the reduction should, at least partially, be compensated by an increase in mealtime insulin, after this period the regimen should be adjusted individually.

Close metabolic monitoring is recommended during the switch and in the initial weeks thereafter.

With improved metabolic control and resulting increase in insulin sensitivity a further adjustment in dose regimen may become necessary. Dose adjustment may also be required, for example, if the patient's weight or life-style changes, change of timing of insulin dose or other circumstances arise that increase susceptibility to hypo- or hyperglycaemia (see section 4.4).

Patients with high insulin doses because of antibodies to human insulin may experience an improved insulin response with Lantus.

Method of administration

Lantus is administered subcutaneously.

Lantus should not be administered intravenously. The prolonged duration of action of Lantus is dependent on its injection into subcutaneous tissue. Intravenous administration of the usual subcutaneous dose could result in severe hypoglycaemia.

There are no clinically relevant differences in serum insulin or glucose levels after abdominal, deltoid or thigh administration of Lantus. Injection sites must be rotated within a given injection area from one injection to the next.

Lantus must not be mixed with any other insulin or diluted. Mixing or diluting can change its time/action profile and mixing can cause precipitation.

Lantus 100 units/ml solution for injection in a vial

For further details on handling, see section 6.6.

Lantus 100 units/ml solution for injection in a cartridge

Lantus 100 units/ml in cartridges is only suitable for subcutaneous injections from a reusable pen. If administration by syringe is necessary, a vial should be used (see section 4.4).

For further details on handling, see section 6.6.

Lantus SoloStar 100 units/ml solution for injection in a pre-filled pen

Lantus SoloStar 100 units/ml in pre-filled pen is only suitable for subcutaneous injections. If administration by syringe is necessary, a vial should be used (see section 4.4).

Before using SoloStar, the instructions for use included in the package leaflet must be read carefully (see section 6.6).

4.3 Contraindications

Hypersensitivity to the active substance or to any of the excipients listed in section 6.1.

4.4 Special warnings and precautions for use

Lantus is not the insulin of choice for the treatment of diabetic ketoacidosis. Instead, regular insulin administered intravenously is recommended in such cases.

In case of insufficient glucose control or a tendency to hyper- or hypoglycaemic episodes, the patient's adherence to the prescribed treatment regimen, injection sites and proper injection technique and all other relevant factors must be reviewed before dose adjustment is considered.

Transferring a patient to another type or brand of insulin should be done under strict medical supervision. Changes in strength, brand (manufacturer), type (regular, NPH, lente, long-acting, etc.), origin (animal, human, human insulin analogue) and/or method of manufacture may result in the need for a change in dose.

Hypoglycaemia

The time of occurrence of hypoglycaemia depends on the action profile of the insulins used and may, therefore, change when the treatment regimen is changed. Due to more sustained basal insulin supply with Lantus, less nocturnal but more early morning hypoglycaemia can be expected.

Particular caution should be exercised, and intensified blood glucose monitoring is advisable in patients in whom hypoglycaemic episodes might be of particular clinical relevance, such as in patients with significant stenoses of the coronary arteries or of the blood vessels supplying the brain (risk of cardiac or cerebral complications of hypoglycaemia) as well as in patients with proliferative retinopathy, particularly if not treated with photocoagulation (risk of transient amaurosis following hypoglycaemia).

Patients should be aware of circumstances where warning symptoms of hypoglycaemia are diminished. The warning symptoms of hypoglycaemia may be changed, be less pronounced or be absent in certain risk groups. These include patients:

- in whom glycaemic control is markedly improved,
- in whom hypoglycaemia develops gradually,
- who are elderly,
- after transfer from animal insulin to human insulin,
- in whom an autonomic neuropathy is present,
- with a long history of diabetes,

- suffering from a psychiatric illness,
- receiving concurrent treatment with certain other medicinal products (see section 4.5).

Such situations may result in severe hypoglycaemia (and possibly loss of consciousness) prior to the patient's awareness of hypoglycaemia.

The prolonged effect of subcutaneous insulin glargine may delay recovery from hypoglycaemia.

If normal or decreased values for glycated haemoglobin are noted, the possibility of recurrent, unrecognised (especially nocturnal) episodes of hypoglycaemia must be considered.

Adherence of the patient to the dose and dietary regimen, correct insulin administration and awareness of hypoglycaemia symptoms are essential to reduce the risk of hypoglycaemia. Factors increasing the susceptibility to hypoglycaemia require particularly close monitoring and may necessitate dose adjustment. These include:

- change in the injection area,
- improved insulin sensitivity (e.g., by removal of stress factors),
- unaccustomed, increased or prolonged physical activity,
- intercurrent illness (e.g. vomiting, diarrhoea),
- inadequate food intake,
- missed meals,
- alcohol consumption,
- certain uncompensated endocrine disorders, (e.g. in hypothyroidism and in anterior pituitary or adrenocortical insufficiency),
- concomitant treatment with certain other medicinal products (see section 4.5).

Intercurrent illness

Intercurrent illness requires intensified metabolic monitoring. In many cases urine tests for ketones are indicated, and often it is necessary to adjust the insulin dose. The insulin requirement is often increased. Patients with type 1 diabetes must continue to consume at least a small amount of carbohydrates on a regular basis, even if they are able to eat only little or no food, or are vomiting etc. and they must never omit insulin entirely.

Insulin antibodies

Insulin administration may cause insulin antibodies to form. In rare cases, the presence of such insulin antibodies may necessitate adjustment of the insulin dose in order to correct a tendency to hyper- or hypoglycaemia (see section 5.1).

Pens to be used with Lantus 100 units/ml in cartridges

Lantus 100 units/ml in cartridges is only suitable for subcutaneous injections from a reusable pen. If administration by syringe is necessary, a vial should be used. The Lantus cartridges should only be used with the following pens:

- JuniorSTAR which delivers Lantus in 0.5 unit dose increments
- KlikSTAR, Tactipen, Autopen 24, AllStar and AllStar PRO which all deliver Lantus in 1 unit dose increments.

These cartridges should not be used with any other reusable pen as the dosing accuracy has only been established with the listed pens.

Not all of these pens may be marketed in your country (see section 4.2 and 6.6)

Handling of the SoloStar pre-filled pen

Lantus SoloStar 100 units/ml in pre-filled pen is only suitable for subcutaneous injections. If administration by syringe is necessary, a vial should be used (see section 4.2). Before using SoloStar, the instructions for use included in the package leaflet must be read carefully. SoloStar has to be used as recommended in these instructions for use (see section 6.6).

Medication errors

Medication errors have been reported in which other insulins, particularly short-acting insulins, have been accidentally administered instead of insulin glargine. Insulin label must always be checked before each injection to avoid medication errors between insulin glargine and other insulins.

Combination of Lantus with pioglitazone

Cases of cardiac failure have been reported when pioglitazone was used in combination with insulin, especially in patients with risk factors for development of cardiac heart failure. This should be kept in mind if treatment with the combination of pioglitazone and Lantus is considered. If the combination is used, patients should be observed for signs and symptoms of heart failure, weight gain and oedema. Pioglitazone should be discontinued if any deterioration in cardiac symptoms occurs.

Excipients

This medicinal product contains less than 1 mmol (23 mg) sodium per dose, i.e. it is essentially 'sodium-free'.

4.5 Interaction with other medicinal products and other forms of interaction

A number of substances affect glucose metabolism and may require dose adjustment of insulin glargine.

Substances that may enhance the blood-glucose-lowering effect and increase susceptibility to hypoglycaemia include oral antidiabetic medicinal products, angiotensin converting enzyme (ACE) inhibitors, disopyramide, fibrates, fluoxetine, monoamine oxidase (MAO) inhibitors, pentoxifylline, propoxyphene, salicylates and sulfonamide antibiotics.

Substances that may reduce the blood-glucose-lowering effect include corticosteroids, danazol, diazoxide, diuretics, glucagon, isoniazid, oestrogens and progestogens, phenothiazine derivatives, somatropin, sympathomimetic medicinal products (e.g. epinephrine [adrenaline], salbutamol, terbutaline), thyroid hormones, atypical antipsychotic medicinal products (e.g. clozapine and olanzapine) and protease inhibitors.

Beta-blockers, clonidine, lithium salts or alcohol may either potentiate or weaken the blood-glucose-lowering effect of insulin. Pentamidine may cause hypoglycaemia, which may sometimes be followed by hyperglycaemia.

In addition, under the influence of sympatholytic medicinal products such as beta-blockers, clonidine, guanethidine and reserpine, the signs of adrenergic counter-regulation may be reduced or absent.

4.6 Fertility, pregnancy and lactation

Pregnancy

For insulin glargine no clinical data on exposed pregnancies from controlled clinical studies are available. A large amount of data on pregnant women (more than 1000 pregnancy outcomes) indicate no specific adverse effects of insulin glargine on pregnancy and no specific malformative nor fetoneonatal toxicity of insulin glargine. Animal data do not indicate reproductive toxicity. The use of Lantus may be considered during pregnancy, if clinically needed.

It is essential for patients with pre-existing or gestational diabetes to maintain good metabolic control throughout pregnancy to prevent adverse outcomes associated with hyperglycemia. Insulin requirements may decrease during the first trimester and generally increase during the second and third trimesters. Immediately after delivery, insulin requirements decline rapidly (increased risk of hypoglycaemia). Careful monitoring of glucose control is essential.

Breast-feeding

It is unknown whether insulin glargine is excreted in human milk. No metabolic effects of ingested insulin glargine on the breast-fed newborn/infant are anticipated since insulin glargine as a peptide is

digested into aminoacids in the human gastrointestinal tract. Breast-feeding women may require adjustments in insulin dose and diet.

Fertility

Animal studies do not indicate direct harmful effects with respect to fertility.

4.7 Effects on ability to drive and use machines

The patient's ability to concentrate and react may be impaired as a result of hypoglycaemia or hyperglycaemia or, for example, as a result of visual impairment. This may constitute a risk in situations where these abilities are of special importance (e.g. driving a car or using machines).

Patients should be advised to take precautions to avoid hypoglycaemia whilst driving. This is particularly important in those who have reduced or absent awareness of the warning symptoms of hypoglycaemia or have frequent episodes of hypoglycaemia. It should be considered whether it is advisable to drive or use machines in these circumstances.

4.8 Undesirable effects

Summary of the safety profile

Hypoglycaemia (very common), in general the most frequent adverse reaction of insulin therapy, may occur if the insulin dose is too high in relation to the insulin requirement (see section 4.4).

Tabulated list of adverse reactions

The following related adverse reactions from clinical investigations are listed below by system organ class and in order of decreasing incidence (very common: $\geq 1/10$; common: $\geq 1/100$ to $< 1/10$; uncommon: $\geq 1/1,000$ to $< 1/100$; rare: $\geq 1/10,000$ to $< 1/1,000$; very rare: $< 1/10,000$; not known: cannot be estimated from the available data).

Within each frequency grouping, adverse reactions are presented in order of decreasing seriousness.

MedDRA system organ classes	Very common	Common	Uncommon	Rare	Very rare	Not known
Immune system disorders				Allergic reactions		
Metabolism and nutrition disorders	Hypoglycaemia					
Nervous system disorders					Dysgeusia	
Eyes disorders				Visual impairment Retinopathy		
Skin and subcutaneous tissue disorders		Lipohypertrophy	Lipoatrophy			Cutaneous amyloidosis
Musculoskeletal and connective tissue disorders					Myalgia	
General disorders and administration site conditions		Injection site reactions		Oedema		

Description of selected adverse reactions

Metabolism and nutrition disorders

Severe hypoglycaemic attacks, especially if recurrent, may lead to neurological damage. Prolonged or severe hypoglycaemic episodes may be life-threatening.

In many patients, the signs and symptoms of neuroglycopenia are preceded by signs of adrenergic counter-regulation. Generally, the greater and more rapid the decline in blood glucose, the more marked is the phenomenon of counter-regulation and its symptoms (see section 4.4).

Immune system disorders

Immediate-type allergic reactions to insulin are rare. Such reactions to insulin (including insulin glargine) or the excipients may, for example, be associated with generalised skin reactions, angio-oedema, bronchospasm, hypotension and shock, and may be life-threatening.

Eyes disorders

A marked change in glycaemic control may cause temporary visual impairment, due to temporary alteration in the turgidity and refractive index of the lens.

Long-term improved glycaemic control decreases the risk of progression of diabetic retinopathy. However, intensification of insulin therapy with abrupt improvement in glycaemic control may be associated with temporary worsening of diabetic retinopathy. In patients with proliferative retinopathy, particularly if not treated with photocoagulation, severe hypoglycaemic episodes may result in transient amaurosis.

Skin and subcutaneous tissue disorders

Lipodystrophy and cutaneous amyloidosis may occur at the injection site and delay local insulin absorption. Continuous rotation of the injection site within the given injection area may help to reduce or prevent these reactions.

General disorders and administration site conditions

Injection site reactions include redness, pain, itching, hives, swelling, or inflammation. Most minor reactions to insulins at the injection site usually resolve in a few days to a few weeks.

Rarely, insulin may cause sodium retention and oedema particularly if previously poor metabolic control is improved by intensified insulin therapy.

Paediatric population

In general, the safety profile for children and adolescents (≤ 18 years of age) is similar to the safety profile for adults.

The adverse reaction reports received from post marketing surveillance included relatively more frequent injection site reactions (injection site pain, injection site reaction) and skin reactions (rash, urticaria) in children and adolescents (≤ 18 years of age) than in adults.

Clinical study safety data are not available for children under 2 years.

Reporting of suspected adverse reactions

Reporting suspected adverse reactions after authorisation of the medicinal product is important. It allows continued monitoring of the benefit/risk balance of the medicinal product. Healthcare professionals are asked to report any suspected adverse reactions via **the national reporting system listed in [Appendix V](#)**.

4.9 Overdose

Symptoms

Insulin overdose may lead to severe and sometimes long-term and life-threatening hypoglycaemia.

Management

Mild episodes of hypoglycaemia can usually be treated with oral carbohydrates. Adjustments in dose of the medicinal product, meal patterns, or physical activity may be needed.

More severe episodes with coma, seizure, or neurologic impairment may be treated with intramuscular/subcutaneous glucagon or concentrated intravenous glucose. Sustained carbohydrate intake and observation may be necessary because hypoglycaemia may recur after apparent clinical recovery.

5. PHARMACOLOGICAL PROPERTIES

5.1 Pharmacodynamic properties

Pharmacotherapeutic group: Drugs used in diabetes, insulins and analogues for injection, long-acting.
ATC Code: A10AE04.

Mechanism of action

Insulin glargine is a human insulin analogue designed to have a low solubility at neutral pH. It is completely soluble at the acidic pH of the Lantus injection solution (pH 4). After injection into the subcutaneous tissue, the acidic solution is neutralised leading to formation of micro-precipitates from which small amounts of insulin glargine are continuously released, providing a smooth, peakless, predictable concentration/time profile with a prolonged duration of action.

Insulin glargine is metabolised into 2 active metabolites M1 and M2 (see section 5.2).

Insulin receptor binding: *In vitro* studies indicate that the affinity of insulin glargine and its metabolites M1 and M2 for the human insulin receptor is similar to the one of human insulin.

IGF-1 receptor binding: The affinity of insulin glargine for the human IGF-1 receptor is approximately 5 to 8-fold greater than that of human insulin (but approximately 70 to 80-fold lower than the one of IGF-1), whereas M1 and M2 bind the IGF-1 receptor with slightly lower affinity compared to human insulin.

The total therapeutic insulin concentration (insulin glargine and its metabolites) found in type 1 diabetic patients was markedly lower than what would be required for a halfmaximal occupation of the IGF-1 receptor and the subsequent activation of the mitogenic-proliferative pathway initiated by the IGF-1 receptor. Physiological concentrations of endogenous IGF-1 may activate the mitogenic-proliferative pathway; however, the therapeutic concentrations found in insulin therapy, including in Lantus therapy, are considerably lower than the pharmacological concentrations required to activate the IGF-1 pathway.

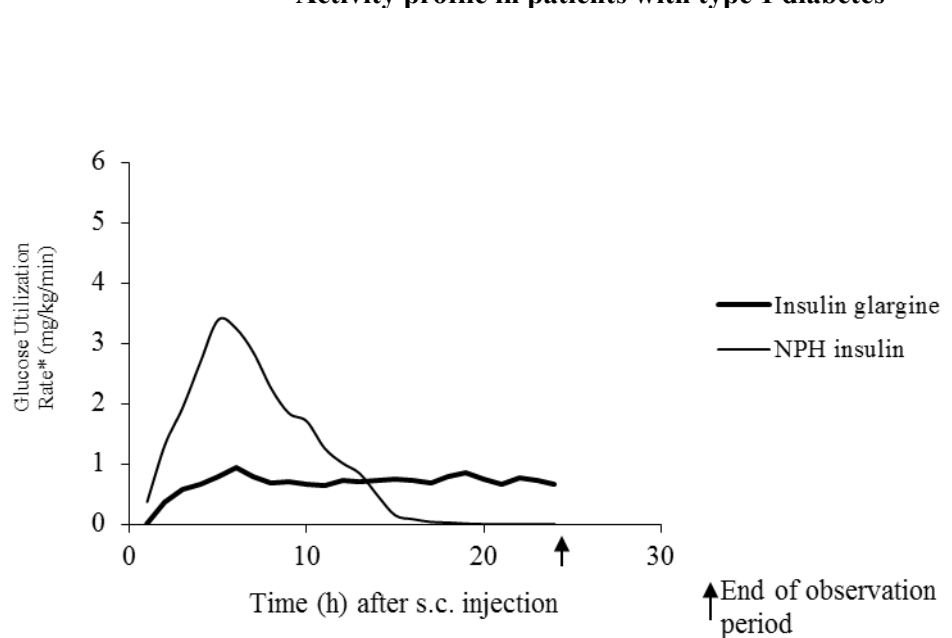
The primary activity of insulin, including insulin glargine, is regulation of glucose metabolism. Insulin and its analogues lower blood glucose levels by stimulating peripheral glucose uptake, especially by skeletal muscle and fat, and by inhibiting hepatic glucose production. Insulin inhibits lipolysis in the adipocyte, inhibits proteolysis and enhances protein synthesis.

In clinical pharmacology studies, intravenous insulin glargine and human insulin have been shown to be equipotent when given at the same doses. As with all insulins, the time course of action of insulin glargine may be affected by physical activity and other variables.

In euglycaemic clamp studies in healthy subjects or in patients with type 1 diabetes, the onset of action of subcutaneous insulin glargine was slower than with human NPH insulin, its effect profile was smooth and peakless, and the duration of its effect was prolonged.

The following graph shows the results from a study in patients:

Activity profile in patients with type 1 diabetes



*determined as amount of glucose infused to maintain constant plasma glucose levels (hourly mean values)

The longer duration of action of subcutaneous insulin glargine is directly related to its slower rate of absorption and supports once daily administration. The time course of action of insulin and insulin analogues such as insulin glargine may vary considerably in different individuals or within the same individual.

In a clinical study, symptoms of hypoglycaemia or counter-regulatory hormone responses were similar after intravenous insulin glargine and human insulin both in healthy volunteers and patients with type 1 diabetes.

In clinical studies, antibodies that cross-react with human insulin and insulin glargine were observed with the same frequency in both NPH-insulin and insulin glargine treatment groups.

Effects of insulin glargine (once daily) on diabetic retinopathy were evaluated in an open-label 5 year NPH-controlled study (NPH given bid) in 1024 type 2 diabetic patients in which progression of retinopathy by 3 or more steps on the Early Treatment Diabetic Retinopathy Study (ETDRS) scale was investigated by fundus photography. No significant difference was seen in the progression of diabetic retinopathy when insulin glargine was compared to NPH insulin.

The ORIGIN (Outcome Reduction with Initial Glargine INtervention) study was a multicenter, randomised, 2x2 factorial design study conducted in 12,537 participants at high cardiovascular (CV) risk with impaired fasting glucose (IFG) or impaired glucose tolerance (IGT) (12% of participants) or type 2 diabetes mellitus treated with ≤ 1 antidiabetic oral agent (88% of participants). Participants were randomised (1:1) to receive insulin glargine (n=6264), titrated to reach FPG ≤ 95 mg/dl (5.3 mM), or standard care (n=6273).

The first co-primary efficacy outcome was the time to the first occurrence of CV death, nonfatal myocardial infarction (MI), or nonfatal stroke, and the second co-primary efficacy outcome was the time to the first occurrence of any of the first co-primary events, or revascularisation procedure (coronary, carotid, or peripheral), or hospitalisation for heart failure.

Secondary endpoints included all-cause mortality and a composite microvascular outcome.

Insulin glargine did not alter the relative risk for CV disease and CV mortality when compared to standard of care. There were no differences between insulin glargine and standard care for the two co-primary outcomes; for any component endpoint comprising these outcomes; for all-cause mortality; or for the composite microvascular outcome.

Mean dose of insulin glargine by study end was 0.42 U/kg. At baseline, participants had a median HbA1c value of 6.4% and median on-treatment HbA1c values ranged from 5.9 to 6.4% in the insulin glargine group, and 6.2% to 6.6% in the standard care group throughout the duration of follow-up. The rates of severe hypoglycaemia (affected participants per 100 participant years of exposure) were 1.05 for insulin glargine and 0.30 for standard care group and the rates of confirmed non-severe hypoglycaemia were 7.71 for insulin glargine and 2.44 for standard care group. Over the course of this 6-year study, 42% of the insulin glargine group did not experience any hypoglycaemia.

At the last on-treatment visit, there was a mean increase in body weight from baseline of 1.4 kg in the insulin glargine group and a mean decrease of 0.8 kg in the standard care group.

Paediatric population

In a randomised, controlled clinical study, paediatric patients (age range 6 to 15 years) with type 1 diabetes (n=349) were treated for 28 weeks with a basal-bolus insulin regimen where regular human insulin was used before each meal. Insulin glargine was administered once daily at bedtime and NPH human insulin was administered once or twice daily. Similar effects on glycohemoglobin and the incidence of symptomatic hypoglycemia were observed in both treatment groups, however fasting plasma glucose decreased more from baseline in the insulin glargine group than in the NPH group. There was less severe hypoglycaemia in the insulin glargine group as well. One hundred forty three of the patients treated with insulin glargine in this study continued treatment with insulin glargine in an uncontrolled extension study with mean duration of follow-up of 2 years. No new safety signals were seen during this extended treatment with insulin glargine.

A crossover study comparing insulin glargine plus lispro insulin to NPH plus regular human insulin (each treatment administered for 16 weeks in random order) in 26 adolescent type 1 diabetic patients

aged 12 to 18 years was also performed. As in the paediatric study described above, fasting plasma glucose reduction from baseline was greater in the insulin glargine group than in the NPH group. HbA1c changes from baseline were similar between treatment groups; however blood glucose values recorded overnight were significantly higher in the insulin glargine/ lispro group than the NPH/regular group, with a mean nadir of 5.4 mM versus 4.1 mM. Correspondingly, the incidences of nocturnal hypoglycaemia were 32% in the insulin glargine / lispro group versus 52% in the NPH / regular group.

A 24-week parallel group study was conducted in 125 children with type 1 diabetes mellitus aged 2 to 6 years, comparing insulin glargine given once daily in the morning to NPH insulin given once or twice daily as basal insulin. Both groups received bolus insulin before meals.

The primary aim of demonstrating non-inferiority of insulin glargine to NPH in all hypoglycaemia was not met and there was a trend to an increase of hypoglycemic events with insulin glargine [insulin glargine: NPH rate ratio (95% CI) = 1.18 (0.97-1.44)].

Glycohaemoglobin and glucose variabilities were comparable in both treatment groups. No new safety signals were observed in this study.

5.2 Pharmacokinetic properties

In healthy subjects and diabetic patients, insulin serum concentrations indicated a slower and much more prolonged absorption and showed a lack of a peak after subcutaneous injection of insulin glargine in comparison to human NPH insulin. Concentrations were thus consistent with the time profile of the pharmacodynamic activity of insulin glargine. The graph above shows the activity profiles over time of insulin glargine and NPH insulin.

Insulin glargine injected once daily will reach steady state levels in 2-4 days after the first dose.

When given intravenously the elimination half-life of insulin glargine and human insulin were comparable.

After subcutaneous injection of Lantus in diabetic patients, insulin glargine is rapidly metabolized at the carboxyl terminus of the Beta chain with formation of two active metabolites M1 (21A-Gly-insulin) and M2 (21A-Gly-des-30B-Thr-insulin). In plasma, the principal circulating compound is the metabolite M1. The exposure to M1 increases with the administered dose of Lantus. The pharmacokinetic and pharmacodynamic findings indicate that the effect of the subcutaneous injection with Lantus is principally based on exposure to M1. Insulin glargine and the metabolite M2 were not detectable in the vast majority of subjects and, when they were detectable their concentration was independent of the administered dose of Lantus.

In clinical studies, subgroup analyses based on age and gender did not indicate any difference in safety and efficacy in insulin glargine-treated patients compared to the entire study population.

Paediatric population

Pharmacokinetics in children aged 2 to less than 6 years with type 1 diabetes mellitus was assessed in one clinical study (see section 5.1). Plasma “trough” levels of insulin glargine and its main M1 and M2 metabolites were measured in children treated with insulin glargine, revealing plasma concentration patterns similar to adults, and providing no evidence for accumulation of insulin glargine or its metabolites with chronic dosing.

5.3 Preclinical safety data

Non-clinical data reveal no special hazard for humans based on conventional studies of safety pharmacology, repeated dose toxicity, genotoxicity, carcinogenic potential, toxicity to reproduction.

6. PHARMACEUTICAL PARTICULARS

6.1 List of excipients

5 ml vial, cartridge, SoloStar pre-filled pen

Zinc chloride

Metacresol

Glycerol

Hydrochloric acid (for pH adjustment)

Sodium hydroxide (for pH adjustment)

Water for injections

10 ml vial

Zinc chloride

Metacresol

Glycerol

Hydrochloric acid (for pH adjustment)

Polysorbate 20

Sodium hydroxide (for pH adjustment)

Water for injections

6.2 Incompatibilities

This medicinal product must not be mixed with other medicinal products.

Lantus 100 units/ml solution for injection in a vial

It is important to ensure that syringes do not contain traces of any other material.

6.3 Shelf-life

Lantus 100 units/ml solution for injection in a vial

5 ml vial

2 years.

10 ml vial

3 years.

Shelf-life after first use of the vial

5 ml vial

The medicinal product may be stored for a maximum of 4 weeks not above 25°C and away from direct heat or direct light. Keep the vial in the outer carton in order to protect from light.

10 ml vial

The medicinal product may be stored for a maximum of 4 weeks not above 30°C and away from direct heat or direct light. Keep the vial in the outer carton in order to protect from light.

It is recommended that the date of the first use from the vial be noted on the label.

Lantus 100 units/ml solution for injection in a cartridge, Lantus SoloStar 100 units/ml solution for injection in a pre-filled pen

3 years.

Shelf-life after first use of the cartridge or pen

The medicinal product may be stored for a maximum of 4 weeks not above 30°C and away from direct heat or direct light.

The pen containing a cartridge or the pens in use must not be stored in the refrigerator.

The pen cap must be put back on the pen after each injection in order to protect from light.

6.4 Special precautions for storage

Unopened vials, unopened cartridges, not in-use SoloStar pens

Store in a refrigerator (2°C-8°C).

Do not freeze or place next to the freezer compartment or a freezer pack.

Keep the vial, cartridge or SoloStar pre-filled pen in the outer carton in order to protect from light.

Opened vials, in-use cartridges or SoloStar pens

For storage conditions after first opening of this medicinal product, see section 6.3.

6.5 Nature and contents of container

Lantus 100 units/ml solution for injection in a vial

5 ml vial

Type 1 colourless glass vial with a flanged cap (aluminium), a stopper (chlorobutyl rubber (type 1)) and a tear-off cap (polypropylene) containing 5 ml of solution.

Packs of 1, 2, 5 and 10 vials

10 ml vial

Type 1 colourless glass vial with a flanged cap (aluminium), a stopper (type 1, laminate of polyisoprene and bromobutyl rubber) and a tear-off cap (polypropylene) containing 10 ml of solution.
Pack of 1 vial.

Not all pack sizes may be marketed.

Lantus 100 units/ml solution for injection in a cartridge

Type 1 colourless glass cartridge with a black plunger (bromobutyl rubber) and a flanged cap (aluminium) with a stopper (bromobutyl or laminate of polyisoprene and bromobutyl rubber) containing 3 ml of solution.

Packs of 1, 3, 4, 5, 6, 8, 9 and 10 cartridges.

Not all pack sizes may be marketed

Lantus SoloStar 100 units/ml solution for injection in a pre-filled pen

Type 1 colourless glass cartridge with a black plunger (bromobutyl rubber) and a flanged cap (aluminium) with a stopper (bromobutyl or laminate of polyisoprene and bromobutyl rubber) containing 3 ml of solution.

The cartridge is sealed in a disposable pen injector. Needles are not included in the pack.

Packs of 1, 3, 4, 5, 6, 8, 9 and 10 SoloStar pre-filled pens.

Not all pack sizes may be marketed

6.6 Special precautions for disposal and other handling

Inspect Lantus before use. It must only be used if the solution is clear, colourless, with no solid particles visible, and if it is of water-like consistency. Since Lantus is a solution, it does not require resuspension before use.

Lantus must not be mixed with any other insulin or diluted. Mixing or diluting can change its time/action profile and mixing can cause precipitation.

Insulin label must always be checked before each injection to avoid medication errors between insulin glargine and other insulins (see section 4.4).

Lantus 100 units/ml solution for injection in a cartridge

Insulin pen

Lantus 100 units/ml in cartridges is only suitable for subcutaneous injections from a reusable pen. If administration by syringe is necessary, a vial should be used. The Lantus cartridges are to be used

only in conjunction with the pens: ClikSTAR, Autopen 24, Tactipen, AllStar, AllStar PRO or JuniorSTAR (see section 4.2 and 4.4). Not all of these pens may be marketed in your country. The pen should be used as recommended in the information provided by the device manufacturer. The manufacturer's instructions for using the pen must be followed carefully for loading the cartridge, attaching the needle, and administering the insulin injection. If the insulin pen is damaged or not working properly (due to mechanical defects) it has to be discarded, and a new insulin pen has to be used.

Cartridge

Before insertion into the pen, the cartridge must be stored at room temperature for 1 to 2 hours. Air bubbles must be removed from the cartridge before injection (see instructions for using the pen). Empty cartridges must not be refilled.

Lantus SoloStar 100 units/ml solution for injection in a pre-filled pen

Lantus SoloStar 100 units/ml in pre-filled pen is only suitable for subcutaneous injections. If administration by syringe is necessary, a vial should be used (see section 4.2 and 4.4).

Before first use, the pre-filled pen must be stored at room temperature for 1 to 2 hours.

Empty pre-filled pens must never be reused and must be properly discarded.

To prevent the possible transmission of disease, each pen must be used by one patient only.

Before using the pre-filled pen, the instructions for use included in the package leaflet must be read carefully.

7. MARKETING AUTHORISATION HOLDER

Sanofi-Aventis Deutschland GmbH, D-65926 Frankfurt am Main, Germany.

8. MARKETING AUTHORISATION NUMBER(S)

EU/1/00/134/001-004

EU/1/00/134/005-007

EU/1/00/134/012

EU/1/00/134/013-017

EU/1/00/134/030-037

9. DATE OF FIRST AUTHORISATION/ RENEWAL OF THE AUTHORISATION

Date of first authorisation: 9 June 2000

Date of latest renewal: 17 February 2015

10. DATE OF REVISION OF THE TEXT

Detailed information on this medicinal product is available on the website of the European Medicines Agency <http://www.ema.europa.eu>

ANNEX II

- A. MANUFACTURER OF THE BIOLOGICAL ACTIVE
SUBSTANCE AND MANUFACTURERS RESPONSIBLE FOR BATCH
RELEASE**
- B. CONDITIONS OR RESTRICTIONS REGARDING SUPPLY AND USE**
- C. OTHER CONDITIONS AND REQUIREMENTS OF THE MARKETING
AUTHORISATION**
- D. CONDITIONS OR RESTRICTIONS WITH REGARD TO THE SAFE AND
EFFECTIVE USE OF THE MEDICINAL PRODUCT**

A. MANUFACTURER OF THE BIOLOGICAL ACTIVE SUBSTANCE AND MANUFACTURERS RESPONSIBLE FOR BATCH RELEASE

Name and address of the manufacturer of the biological active substance

Sanofi-Aventis Deutschland GmbH
Industriepark Höchst
Brüningstraße 50
D-65926 Frankfurt / Main
Germany

Name and address of the manufacturers responsible for batch release

Sanofi-Aventis Deutschland GmbH
Industriepark Höchst
Brüningstraße 50
D-65926 Frankfurt / Main
Germany

Alternative site 10 ml vials:

Sanofi S.p.A.
Via Valcanello, 4
03012 Anagni (FR)
Italy

The printed package leaflet of the medicinal product must state the name and address of the manufacturer responsible for the release of the concerned batch.

B. CONDITIONS OR RESTRICTIONS REGARDING SUPPLY AND USE

Medicinal product subject to medical prescription

C. OTHER CONDITIONS AND REQUIREMENTS OF THE MARKETING AUTHORISATION

- **Periodic Safety Update Reports**

The marketing authorisation holder shall submit periodic safety update reports for this product in accordance with the requirements set out in the list of Union reference dates (EURD list) provided for under Article 107c(7) of Directive 2001/83/EC and published on the European medicines web-portal.

D. CONDITIONS OR RESTRICTIONS WITH REGARD TO THE SAFE AND EFFECTIVE USE OF THE MEDICINAL PRODUCT

- **Risk Management Plan (RMP)**

The MAH shall perform the required pharmacovigilance activities and interventions detailed in the agreed RMP presented in Module 1.8.2 of the Marketing Authorisation and any agreed subsequent updates of the RMP.

An updated RMP should be submitted:

- At the request of the European Medicines Agency;
- Whenever the risk management system is modified, especially as the result of new information being received that may lead to a significant change to the benefit/risk profile or as the result of an important (pharmacovigilance or risk minimisation) milestone being reached.

If the dates for submission of a PSUR and the update of a RMP coincide, they can be submitted at the same time.

ANNEX III
LABELLING AND PACKAGE LEAFLET

A. LABELLING

PARTICULARS TO APPEAR ON THE OUTER PACKAGING

OUTER CARTON (5 ml vial)

1. NAME OF THE MEDICINAL PRODUCT

Lantus 100 units/ml solution for injection in a vial
insulin glargine

2. STATEMENT OF ACTIVE SUBSTANCE(S)

1 ml contains 100 units (3.64 mg) insulin glargine.

3. LIST OF EXCIPIENTS

Excipients: zinc chloride, metacresol, glycerol, hydrochloric acid and sodium hydroxide (for pH adjustment) and water for injections

4. PHARMACEUTICAL FORM AND CONTENTS

Solution for injection

1 vial of 5 ml.

2 vials of 5 ml.

5 vials of 5 ml.

10 vials of 5 ml.

5. METHOD AND ROUTE(S) OF ADMINISTRATION

Read the package leaflet before use.

Subcutaneous use

6. SPECIAL WARNING THAT THE MEDICINAL PRODUCT MUST BE STORED OUT OF THE SIGHT AND REACH OF CHILDREN

Keep out of the sight and reach of children.

7. OTHER SPECIAL WARNING(S), IF NECESSARY

Use only clear and colourless solutions.

8. EXPIRY DATE

EXP

9. SPECIAL STORAGE CONDITIONS

Unopened vials:

Store in a refrigerator.

Do not freeze or place next to the freezer or a freezer pack.

Once in use, vials may be stored for a maximum of 4 weeks not above 25°C.

Keep the vial in the outer carton in order to protect from light.

10. SPECIAL PRECAUTIONS FOR DISPOSAL OF UNUSED MEDICINAL PRODUCTS OR WASTE MATERIALS DERIVED FROM SUCH MEDICINAL PRODUCTS, IF APPROPRIATE

11. NAME AND ADDRESS OF THE MARKETING AUTHORISATION HOLDER

Sanofi-Aventis Deutschland GmbH
D-65926 Frankfurt am Main, Germany.

12. MARKETING AUTHORISATION NUMBER(S)

EU/1/00/134/001 1 vial of 5 ml
EU/1/00/134/002 2 vials of 5 ml
EU/1/00/134/003 5 vials of 5 ml
EU/1/00/134/004 10 vials of 5 ml

13. BATCH NUMBER

Lot

14. GENERAL CLASSIFICATION FOR SUPPLY

15. INSTRUCTIONS ON USE

16. INFORMATION IN BRAILLE

Lantus

17. UNIQUE IDENTIFIER – 2D BARCODE

2D barcode carrying the unique identifier included.

18. UNIQUE IDENTIFIER - HUMAN READABLE DATA

PC:

SN:
NN:

MINIMUM PARTICULARS TO APPEAR ON SMALL IMMEDIATE PACKAGING UNITS

LABEL (5 ml vial)

1. NAME OF THE MEDICINAL PRODUCT AND ROUTE(S) OF ADMINISTRATION

Lantus 100 units/ml solution for injection
insulin glargine

2. METHOD OF ADMINISTRATION

Subcutaneous use

3. EXPIRY DATE

EXP

Date of first use:.....

4. BATCH NUMBER

Lot

5. CONTENTS BY WEIGHT, BY VOLUME OR BY UNIT

5 ml

6. OTHER

PARTICULARS TO APPEAR ON THE OUTER PACKAGING

OUTER CARTON (10 ml vial)

1. NAME OF THE MEDICINAL PRODUCT

Lantus 100 units/ml solution for injection in a vial
insulin glargine

2. STATEMENT OF ACTIVE SUBSTANCE(S)

1 ml contains 100 units (3.64 mg) insulin glargine.

3. LIST OF EXCIPIENTS

Excipients: zinc chloride, metacresol, glycerol, hydrochloric acid and sodium hydroxide (for pH adjustment), polysorbate 20, , water for injections.

4. PHARMACEUTICAL FORM AND CONTENTS

Solution for injection
1 vial of 10 ml

5. METHOD AND ROUTE(S) OF ADMINISTRATION

Read the package leaflet before use.
Subcutaneous use

6. SPECIAL WARNING THAT THE MEDICINAL PRODUCT MUST BE STORED OUT OF THE SIGHT AND REACH OF CHILDREN

Keep out of the sight and reach of children.

7. OTHER SPECIAL WARNING(S), IF NECESSARY

Use only clear and colourless solutions.

8. EXPIRY DATE

EXP

9. SPECIAL STORAGE CONDITIONS

Unopened vials:

Store in a refrigerator.

Do not freeze or place next to the freezer or a freezer pack.

Once in use, vials may be stored for a maximum of 4 weeks not above 30°C.

Keep the vial in the outer carton in order to protect from light.

10. SPECIAL PRECAUTIONS FOR DISPOSAL OF UNUSED MEDICINAL PRODUCTS OR WASTE MATERIALS DERIVED FROM SUCH MEDICINAL PRODUCTS, IF APPROPRIATE

11. NAME AND ADDRESS OF THE MARKETING AUTHORISATION HOLDER

Sanofi-Aventis Deutschland GmbH
D-65926 Frankfurt am Main, Germany.

12. MARKETING AUTHORISATION NUMBER(S)

EU/1/00/134/012

13. BATCH NUMBER

Lot

14. GENERAL CLASSIFICATION FOR SUPPLY

15. INSTRUCTIONS ON USE

16. INFORMATION IN BRAILLE

Lantus

17. UNIQUE IDENTIFIER – 2D BARCODE

2D barcode carrying the unique identifier included.

18. UNIQUE IDENTIFIER - HUMAN READABLE DATA

PC:
SN:
NN:

MINIMUM PARTICULARS TO APPEAR ON SMALL IMMEDIATE PACKAGING UNITS

LABEL (10 ml vial)

1. NAME OF THE MEDICINAL PRODUCT AND ROUTE(S) OF ADMINISTRATION

Lantus 100 units/ml solution for injection
insulin glargine

2. METHOD OF ADMINISTRATION

Subcutaneous use

3. EXPIRY DATE

EXP

Date of first use:.....

4. BATCH NUMBER

Lot

5. CONTENTS BY WEIGHT, BY VOLUME OR BY UNIT

10 ml

6. OTHER

PARTICULARS TO APPEAR ON THE OUTER PACKAGING

OUTER CARTON (cartridge)

1. NAME OF THE MEDICINAL PRODUCT

Lantus 100 units/ml solution for injection in a cartridge
insulin glargine

2. STATEMENT OF ACTIVE SUBSTANCE(S)

1 ml contains 100 units (3.64 mg) insulin glargine.

3. LIST OF EXCIPIENTS

Excipients: zinc chloride, metacresol, glycerol, hydrochloric acid and sodium hydroxide (for pH adjustment) and water for injections.

4. PHARMACEUTICAL FORM AND CONTENTS

Solution for injection

1 cartridge of 3 ml.

3 cartridges of 3 ml.

4 cartridges of 3 ml.

5 cartridges of 3 ml.

6 cartridges of 3 ml.

8 cartridges of 3 ml.

9 cartridges of 3 ml.

10 cartridges of 3 ml.

5. METHOD AND ROUTE(S) OF ADMINISTRATION

The Lantus cartridges are to be used only with the pens: ClikSTAR, Tactipen, Autopen 24, AllStar, AllStar PRO, JuniorSTAR.

Not all of these pens may be marketed in your country.

Read the package leaflet before use.

Subcutaneous use

6. SPECIAL WARNING THAT THE MEDICINAL PRODUCT MUST BE STORED OUT OF THE SIGHT AND REACH OF CHILDREN

Keep out of the sight and reach of children.

7. OTHER SPECIAL WARNING(S), IF NECESSARY

Use only clear and colourless solutions.

If the insulin pen is damaged or not working properly (due to mechanical defects) it has to be discarded, and a new insulin pen has to be used.

8. EXPIRY DATE

EXP

9. SPECIAL STORAGE CONDITIONS

Unopened cartridges:

Store in a refrigerator.

Do not freeze or place next to the freezer or a freezer pack. Keep the cartridge in the outer carton in order to protect from light.

Once in use the cartridge may be stored for a maximum of 4 weeks not above 30°C. The pen containing the cartridge must not be stored in the refrigerator.

10. SPECIAL PRECAUTIONS FOR DISPOSAL OF UNUSED MEDICINAL PRODUCTS OR WASTE MATERIALS DERIVED FROM SUCH MEDICINAL PRODUCTS, IF APPROPRIATE

11. NAME AND ADDRESS OF THE MARKETING AUTHORISATION HOLDER

Sanofi-Aventis Deutschland GmbH
D-65926 Frankfurt am Main, Germany.

12. MARKETING AUTHORISATION NUMBER(S)

EU/1/00/134/013 1 cartridge of 3 ml
EU/1/00/134/014 3 cartridges of 3 ml
EU/1/00/134/005 4 cartridges of 3 ml
EU/1/00/134/006 5 cartridges of 3 ml
EU/1/00/134/015 6 cartridges of 3 ml
EU/1/00/134/016 8 cartridges of 3 ml
EU/1/00/134/017 9 cartridges of 3 ml
EU/1/00/134/007 10 cartridges of 3 ml

13. BATCH NUMBER

Lot

14. GENERAL CLASSIFICATION FOR SUPPLY

15. INSTRUCTIONS ON USE

16. INFORMATION IN BRAILLE

Lantus

17. UNIQUE IDENTIFIER – 2D BARCODE

2D barcode carrying the unique identifier included.

18. UNIQUE IDENTIFIER - HUMAN READABLE DATA

PC:
SN:
NN:

MINIMUM PARTICULARS TO APPEAR ON SMALL IMMEDIATE PACKAGING UNITS

LABEL (cartridge)

1. NAME OF THE MEDICINAL PRODUCT AND ROUTE(S) OF ADMINISTRATION

Lantus 100 units/ml solution for injection
insulin glargine

2. METHOD OF ADMINISTRATION

Subcutaneous use
Use specific pens: see leaflet.

3. EXPIRY DATE

EXP

4. BATCH NUMBER

Lot

5. CONTENTS BY WEIGHT, BY VOLUME OR BY UNIT

3 ml

6. OTHER

MINIMUM PARTICULARS TO APPEAR ON BLISTERS OR STRIPS

**TEXT TO APPEAR ON THE ALUMINIUM FOIL WHICH IS USED FOR SEALING
TRANSPARENT PLASTIC TRAY CONTAINING THE CARTRIDGE**

1. NAME OF THE MEDICINAL PRODUCT

2. NAME OF THE MARKETING AUTHORISATION HOLDER

3. EXPIRY DATE

4. BATCH NUMBER

5. OTHER

After inserting a new cartridge:

You must check that your insulin pen is working properly before you inject the first dose. Consult your insulin pen instruction booklet for further details.

PARTICULARS TO APPEAR ON THE OUTER PACKAGING

OUTER CARTON (Pre-filled pen. SoloStar)

1. NAME OF THE MEDICINAL PRODUCT

Lantus SoloStar 100 units/ml solution for injection in a pre-filled pen
insulin glargine

2. STATEMENT OF ACTIVE SUBSTANCE(S)

1 ml contains 100 units (3.64 mg) insulin glargine.

3. LIST OF EXCIPIENTS

Excipients: zinc chloride, metacresol, glycerol, hydrochloric acid and sodium hydroxide (for pH adjustment) and water for injections

4. PHARMACEUTICAL FORM AND CONTENTS

Solution for injection

1 pen of 3 ml
3 pens of 3 ml
4 pens of 3 ml
5 pens of 3 ml
6 pens of 3 ml
8 pens of 3 ml
9 pens of 3 ml
10 pens of 3 ml

5. METHOD AND ROUTE(S) OF ADMINISTRATION

Read the package leaflet before use.

Subcutaneous use

Open here

6. SPECIAL WARNING THAT THE MEDICINAL PRODUCT MUST BE STORED OUT OF THE SIGHT AND REACH OF CHILDREN

Keep out of the sight and reach of children.

7. OTHER SPECIAL WARNING(S), IF NECESSARY

Use only clear and colourless solutions.

Only use needles that are compatible for use with SoloStar.

8. EXPIRY DATE

EXP

9. SPECIAL STORAGE CONDITIONS**Unopened:**

Store in a refrigerator.

Do not freeze or place next to the freezer or a freezer pack.

Keep the pre-filled pen in the outer carton in order to protect from light.

In use conditions:

After its first use, the pen may be stored for a maximum of 4 weeks not above 30°C. Do not refrigerate. Keep the pen protected from light.

10. SPECIAL PRECAUTIONS FOR DISPOSAL OF UNUSED MEDICINAL PRODUCTS OR WASTE MATERIALS DERIVED FROM SUCH MEDICINAL PRODUCTS, IF APPROPRIATE**11. NAME AND ADDRESS OF THE MARKETING AUTHORISATION HOLDER**

Sanofi-Aventis Deutschland GmbH
D-65926 Frankfurt am Main, Germany.

12. MARKETING AUTHORISATION NUMBER(S)

EU/1/00/134/030 1 pen of 3 ml.
EU/1/00/134/031 3 pens of 3 ml
EU/1/00/134/032 4 pens of 3 ml
EU/1/00/134/033 5 pens of 3 ml
EU/1/00/134/034 6 pens of 3 ml
EU/1/00/134/035 8 pens of 3 ml
EU/1/00/134/036 9 pens of 3 ml
EU/1/00/134/037 10 pens of 3 ml

13. BATCH NUMBER

Lot

14. GENERAL CLASSIFICATION FOR SUPPLY**15. INSTRUCTIONS ON USE****16. INFORMATION IN BRAILLE**

17. UNIQUE IDENTIFIER – 2D BARCODE

2D barcode carrying the unique identifier included.

18. UNIQUE IDENTIFIER - HUMAN READABLE DATA

PC:
SN:
NN:

MINIMUM PARTICULARS TO APPEAR ON SMALL IMMEDIATE PACKAGING UNITS

PEN LABEL (Pre-filled pen.SoloStar)

1. NAME OF THE MEDICINAL PRODUCT AND ROUTE(S) OF ADMINISTRATION

Lantus SoloStar 100 units/ml solution for injection
insulin glargine
Subcutaneous use

2. METHOD OF ADMINISTRATION

3. EXPIRY DATE

EXP

4. BATCH NUMBER

Lot

5. CONTENTS BY WEIGHT, BY VOLUME OR BY UNIT

3 ml

6. OTHER

B. PACKAGE LEAFLET

Package leaflet: Information for the user

Lantus 100 units/ml solution for injection in a vial Insulin glargine

Read all of this leaflet carefully before you start using this medicine because it contains important information for you.

- Keep this leaflet. You may need to read it again.
- If you have any further questions, ask your doctor, pharmacist or nurse.
- This medicine has been prescribed for you only. Do not pass it on to others. It may harm them, even if their signs of illness are the same as yours.
- If you get any side effects, talk to your doctor or pharmacist. This includes any possible side effects not listed in this leaflet. See section 4.

What is in this leaflet

1. What Lantus is and what it is used for
2. What you need to know before you use Lantus
3. How to use Lantus
4. Possible side effects
5. How to store Lantus
6. Contents of the pack and other information

1. What Lantus is and what it is used for

Lantus contains insulin glargine. This is a modified insulin, very similar to human insulin.

Lantus is used to treat diabetes mellitus in adults, adolescents and children aged 2 years and above. Diabetes mellitus is a disease where your body does not produce enough insulin to control the level of blood sugar. Insulin glargine has a long and steady blood-sugar-lowering action.

2. What you need to know before you use Lantus

Do not use Lantus

- If you are allergic to insulin glargine or any of the other ingredients of this medicine (listed in section 6).

Warnings and precautions

Talk to your doctor, pharmacist or nurse before using Lantus.

Follow closely the instructions for posology, monitoring (blood and urine tests), diet and physical activity (physical work and exercise) as discussed with your doctor.

If your blood sugar is too low (hypoglycaemia), follow the guidance for hypoglycaemia (see box at the end of this leaflet).

Travel

Before travelling consult your doctor. You may need to talk about

- the availability of your insulin in the country you are visiting,
- supplies of insulin, syringes etc.,
- correct storage of your insulin while travelling,
- timing of meals and insulin administration while travelling,
- the possible effects of changing to different time zones,

- possible new health risks in the countries to be visited,
- what you should do in emergency situations when you feel unwell or become ill.

Illnesses and injuries

In the following situations, the management of your diabetes may require a lot of care (for example, adjustment to insulin dose, blood and urine tests):

- If you are ill or have a major injury then your blood sugar level may increase (hyperglycaemia).
- If you are not eating enough your blood sugar level may become too low (hypoglycaemia).

In most cases you will need a doctor. **Make sure that you contact a doctor early.**

If you have type 1 diabetes (insulin dependent diabetes mellitus), do not stop your insulin and continue to get enough carbohydrates. Always tell people who are caring for you or treating you that you require insulin.

Insulin treatment can cause the body to produce antibodies to insulin (substances that act against insulin). However, only very rarely, this will require a change to your insulin dose.

Some patients with long-standing type 2 diabetes mellitus and heart disease or previous stroke who were treated with pioglitazone (oral anti-diabetic medicine used to treat type 2 diabetes mellitus) and insulin experienced the development of heart failure. Inform your doctor as soon as possible if you experience signs of heart failure such as unusual shortness of breath or rapid increase in weight or localised swelling (oedema).

Children

There is no experience with the use of Lantus in children below the age of 2 years.

Other medicines and Lantus

Some medicines cause changes in the blood sugar level (decrease, increase or both depending on the situation). In each case, it may be necessary to adjust your insulin dose to avoid blood sugar levels that are either too low or too high. Be careful when you start or stop taking another medicine.

Tell your doctor or pharmacist if you are taking, have recently taken or might take any other medicines. Before taking a medicine ask your doctor if it can affect your blood sugar level and what action, if any, you need to take.

Medicines that may cause your blood sugar level to fall (hypoglycaemia) include:

- all other medicines to treat diabetes,
- angiotensin converting enzyme (ACE) inhibitors (used to treat certain heart conditions or high blood pressure),
- disopyramide (used to treat certain heart conditions),
- fluoxetine (used to treat depression),
- fibrates (used to lower high levels of blood lipids),
- monoamine oxidase (MAO) inhibitors (used to treat depression),
- pentoxifylline, propoxyphene, salicylates (such as acetylsalicylic acid, used to relieve pain and lower fever),
- sulfonamide antibiotics.

Medicines that may cause your blood sugar level to rise (hyperglycaemia) include:

- corticosteroids (such as "cortisone" used to treat inflammation),
- danazol (medicine acting on ovulation),
- diazoxide (used to treat high blood pressure),
- diuretics (used to treat high blood pressure or excessive fluid retention),
- glucagon (pancreas hormone used to treat severe hypoglycaemia),

- isoniazid (used to treat tuberculosis),
- oestrogens and progestogens (such as in the contraceptive pill used for birth control),
- phenothiazine derivatives (used to treat psychiatric disorders),
- somatropin (growth hormone),
- sympathomimetic medicines (such as epinephrine [adrenaline], salbutamol, terbutaline used to treat asthma),
- thyroid hormones (used to treat thyroid gland disorders),
- atypical antipsychotic medicines (such as clozapine, olanzapine),
- protease inhibitors (used to treat HIV).

Your blood sugar level may either rise or fall if you take:

- beta-blockers (used to treat high blood pressure),
- clonidine (used to treat high blood pressure),
- lithium salts (used to treat psychiatric disorders).

Pentamidine (used to treat some infections caused by parasites) may cause hypoglycaemia which may sometimes be followed by hyperglycaemia.

Beta-blockers like other sympatholytic medicines (such as clonidine, guanethidine, and reserpine) may weaken or suppress entirely the first warning symptoms which help you to recognise a hypoglycaemia.

If you are not sure whether you are taking one of those medicines ask your doctor or pharmacist.

Lantus with alcohol

Your blood sugar levels may either rise or fall if you drink alcohol.

Pregnancy and breast-feeding

Ask your doctor or pharmacist for advice before taking any medicine.

Inform your doctor if you are planning to become pregnant, or if you are already pregnant. Your insulin dose may need to be changed during pregnancy and after giving birth. Particularly careful control of your diabetes, and prevention of hypoglycaemia, is important for the health of your baby.

If you are breast-feeding consult your doctor as you may require adjustments in your insulin doses and your diet.

Driving and using machines

Your ability to concentrate or react may be reduced if:

- you have hypoglycaemia (low blood sugar levels),
- you have hyperglycaemia (high blood sugar levels),
- you have problems with your sight.

Keep this possible problem in mind in all situations where you might put yourself and others at risk (such as driving a car or using machines). You should contact your doctor for advice on driving if:

- you have frequent episodes of hypoglycaemia,
- the first warning symptoms which help you to recognise hypoglycaemia are reduced or absent.

Important information about some of the ingredients of Lantus

This medicine contains less than 1 mmol (23 mg) sodium per dose, i.e. it is essentially 'sodium-free'.

3. How to use Lantus

Always use this medicine exactly as your doctor has told you. Check with your doctor or pharmacist if you are not sure.

Although Lantus contains the same active substance as Toujeo (insulin glargine 300 units/ml), these medicines are not interchangeable. The switch from one insulin therapy to another requires medical prescription, medical supervision and blood glucose monitoring. Please, consult your doctor for further information.

Dose

Based on your life-style and the results of your blood sugar (glucose) tests and your previous insulin usage, your doctor will:

- determine how much Lantus per day you will need and at what time,
- tell you when to check your blood sugar level, and whether you need to carry out urine tests,
- tell you when you may need to inject a higher or lower dose of Lantus.

Lantus is a long-acting insulin. Your doctor may tell you to use it in combination with a short-acting insulin or with tablets used to treat high blood sugar levels.

Many factors may influence your blood sugar level. You should know these factors so that you are able to react correctly to changes in your blood sugar level and to prevent it from becoming too high or too low. See the box at the end of this leaflet for further information.

Use in children and adolescents

Lantus can be used in adolescents and children aged 2 years and above. Use this medicine exactly as your doctor has told you.

Frequency of administration

You need one injection of Lantus every day, at the same time of the day.

Method of administration

Lantus is injected under the skin. Do NOT inject Lantus in a vein, since this will change its action and may cause hypoglycaemia.

Your doctor will show you in which area of the skin you should inject Lantus. With each injection, change the puncture site within the particular area of skin that you are using.

How to handle the vials

Look at the vial before you use it. Only use it if the solution is clear, colourless and waterlike, and has no visible particles in it. Do not shake or mix it before use. Make sure that neither alcohol nor other disinfectants or other substances contaminate the insulin. Do not mix Lantus with any other insulins or medicines. Do not dilute it. Mixing or diluting may change the action of Lantus.

Always use a new vial if you notice that your blood sugar control is unexpectedly getting worse. This is because the insulin may have lost some of its effectiveness. If you think you may have a problem with Lantus, have it checked by your doctor or pharmacist

Insulin mix-ups

You must always check the insulin label before each injection to avoid mix-ups between Lantus and other insulins.

If you use more Lantus than you should

- If you **have injected too much Lantus**, your blood sugar level may become too low (hypoglycaemia).
Check your blood sugar frequently. In general, to prevent hypoglycaemia you must eat more food and monitor your blood sugar. For information on the treatment of hypoglycaemia, see box at the end of this leaflet.

If you forget to use Lantus

- If you **have missed a dose of Lantus** or if you **have not injected enough insulin**, your blood sugar level may become too high (hyperglycaemia). Check your blood sugar frequently. For information on the treatment of hyperglycaemia, see box at the end of this leaflet.
- Do not take a double dose to make up for a forgotten dose.

If you stop using Lantus

This could lead to severe hyperglycaemia (very high blood sugar) and ketoacidosis (build-up of acid in the blood because the body is breaking down fat instead of sugar). Do not stop Lantus without speaking to a doctor, who will tell you what needs to be done.

If you have any further questions on the use of this medicine, ask your doctor, pharmacist or nurse.

4. Possible side effects

Like all medicines, this medicine can cause side effects, although not everybody gets them.

If you notice signs of your blood sugar being too low (hypoglycaemia), take the action to increase your blood sugar straight away (see the box at the end of this leaflet). Hypoglycaemia (low blood sugar) can be very serious and is very common with insulin treatment (may affect more than 1 in 10 people). Low blood sugar means that there is not enough sugar in your blood. If your blood sugar level falls too low, you may pass out (become unconscious). Serious hypoglycaemia may cause brain damage and may be life-threatening. For more information, see the box at the end of this leaflet.

Severe allergic reactions (rare, may affect up to 1 in 1,000 people) – the signs may include large-scale skin reactions (rash and itching all over the body), severe swelling of skin or mucous membranes (angioedema), shortness of breath, a fall in blood pressure with rapid heart beat and sweating. Severe allergic reactions to insulins may become life-threatening. Tell a doctor straight away if you notice signs of severe allergic reactions.

• Skin changes at the injection site:

If you inject insulin too often at the same place, the skin may either shrink (lipoatrophy, may affect up to 1 in 100 people) or thicken (lipohypertrophy, may affect up to 1 in 10 people). Also lumps under the skin caused by build-up of a protein called amyloid may occur (cutaneous amyloidosis, how often they occur is not known). The insulin may not work very well. Change the injection site with each injection to help prevent these skin changes.

Common reported side effects (may affect up to 1 in 10 people)

• Skin and allergic reactions at the injection site

The signs may include reddening, unusually intense pain when injecting, itching, hives, swelling or inflammation. This can spread around the injection site. Most minor reactions to insulins usually disappear in a few days to a few weeks.

Rare reported side effect (may affect up to 1 in 1,000 people)

- **Eye reactions**

A marked change (improvement or worsening) in your blood sugar control can disturb your vision temporarily. If you have proliferative retinopathy (an eye disease related to diabetes) severe hypoglycaemic attacks may cause temporary loss of vision.

- **General disorders**

In rare cases, insulin treatment may also cause temporary build-up of water in the body, with swelling in the calves and ankles.

Very rare reported side effects (may affect up to 1 in 10,000 people)

In very rare cases, dysgeusia (taste disorders) and myalgia (muscular pain) can occur.

Use in children and adolescents

In general, the side effects in children and adolescents of 18 years of age or less are similar to those seen in adults.

Complaints of injection site reactions (injection site pain, injection site reaction) and skin reactions (rash, urticaria) are reported relatively more frequently in children and adolescents of 18 years of age or less than in adults.

There is no experience in children under 2 years.

Reporting of side effects

If you get any side effects, talk to your doctor or pharmacist. This includes any possible side effects not listed in this leaflet. You can also report side effects directly via [the national reporting system listed in Appendix V](#). By reporting side effects you can help provide more information on the safety of this medicine.

5. How to store Lantus

Keep this medicine out of the sight and reach of children.

Do not use this medicine after the expiry date which is stated on the carton and on the label of the vial after "EXP". The expiry date refers to the last day of that month.

Unopened vials

Store in a refrigerator (2°C-8°C). Do not freeze or place next to the freezer or a freezer pack. Keep the vial in the outer carton in order to protect from light.

Opened vials

Once in use, the 5 ml vial may be stored for a maximum of 4 weeks in the outer carton not above 25°C and away from direct heat or direct light.

Once in use, the 10 ml vial may be stored for a maximum of 4 weeks in the outer carton not above 30°C and away from direct heat or direct light.

Do not use it after this time period. It is recommended that the date of the first use be noted on the label.

Do not use Lantus if you notice particles in it. Only use Lantus if the solution is clear, colourless and waterlike.

Do not throw away any medicines via wastewater or household waste. Ask your pharmacist how to throw away medicines you no longer use. These measures will help protect the environment.

6. Contents of the pack and other information

What Lantus contains

- The active substance is insulin glargine. Each ml of the solution contains 100 units of insulin glargine (equivalent to 3.64 mg).
- The other ingredients are: zinc chloride, metacresol, glycerol, sodium hydroxide (see section 2 “Important information about some of the ingredients of Lantus”) and hydrochloric acid (for pH adjustment), polysorbate 20 (10 ml vial only) and water for injections.

What Lantus looks like and contents of the pack

Lantus 100 units/ml solution for injection in a vial is a clear, colourless and waterlike solution. Each vial contains 5 ml of solution for injection (equivalent to 500 units) or 10 ml of solution for injection (equivalent to 1000 units).
Pack sizes of 1, 2, 5 and 10 vials of 5 ml or 1 vial of 10 ml.
Not all pack sizes may be marketed.

Marketing Authorisation Holder and Manufacturer

Marketing Authorisation Holder
Sanofi-Aventis Deutschland GmbH, D-65926 Frankfurt am Main, Germany.

Manufacturers
Sanofi-Aventis Deutschland GmbH,
D-65926 Frankfurt am Main,
Germany.

Sanofi S.p.A.,
Via Valcanello, 4
03012 Anagni (FR),
Italy.

For any information about this medicine, please contact the local representative of the Marketing Authorisation Holder.

België/Belgique/Belgien

Sanofi Belgium
Tél/Tel: +32 (0)2 710 54 00

България

SANOFI BULGARIA EOOD
Тел.: +359 (0)2 970 53 00

Česká republika

sanofi-aventis, s.r.o.
Tel: +420 233 086 111

Danmark

Sanofi A/S
Tlf: +45 45 16 70 00

Deutschland

Sanofi-Aventis Deutschland GmbH
Tel.: 0800 52 52 010
Tel. aus dem Ausland: +49 69 305 21 131

Lietuva

UAB « SANOFI-AVENTIS LIETUVA »
Tel: +370 5 2755224

Luxembourg/Luxemburg

Sanofi Belgium
Tél/Tel: +32 (0)2 710 54 00 (Belgique/Belgien)

Magyarország

SANOFI-AVENTIS Zrt.
Tel.: +36 1 505 0050

Malta

Sanofi S.p.A.
Tel: +39 02 39394275

Nederland

sanofi-aventis Netherlands B.V.
Tel: +31 20 245 4000

Eesti

sanofi-aventis Estonia OÜ
Tel: +372 627 34 88

Ελλάδα

sanofi-aventis AEBE
Τηλ: +30 210 900 16 00

España

sanofi-aventis, S.A
Tel: +34 93 485 94 00

France

sanofi-aventis France
Tél: 0 800 222 555
Appel depuis l'étranger : +33 1 57 63 23 23

Hrvatska

sanofi-aventis Croatia d.o.o.
Tel: +385 1 600 34 00

Ireland

sanofi-aventis Ireland Ltd. T/A SANOFI
Tel: +353 (0) 1 403 56 00

Ísland

Vistor hf.
Sími: +354 535 7000

Italia

Sanofi S.p.A.
Tel: 800 13 12 12 (domande di tipo tecnico)
800.536389 (altre domande)

Κύπρος

sanofi-aventis Cyprus Ltd.
Τηλ: +357 22 871600

Latvija

sanofi-aventis Latvia SIA
Tel: +371 67 33 24 51

Norge

sanofi-aventis Norge AS
Tlf: +47 67 10 71 00

Österreich

sanofi-aventis GmbH
Tel: +43 1 80 185 – 0

Polska

sanofi-aventis Sp. z o.o.
Tel.: +48 22 280 00 00

Portugal

Sanofi - Produtos Farmacêuticos, Lda.
Tel: +351 21 35 89 400

România

Sanofi Romania SRL
Tel: +40 (0) 21 317 31 36

Slovenija

sanofi-aventis d.o.o.
Tel: +386 1 560 48 00

Slovenská republika

sanofi-aventis Pharma Slovakia s.r.o.
Tel: +421 2 33 100 100

Suomi/Finland

Sanofi Oy
Puh/Tel: +358 (0) 201 200 300

Sverige

Sanofi AB
Tel: +46 (0)8 634 50 00

United Kingdom

Sanofi
Tel: +44 (0) 845 372 7101

This leaflet was last revised in

Other source of information

Detailed information on this medicine is available on the European Medicines Agency web site:
<http://www.ema.europa.eu/>

HYPERGLYCAEMIA AND HYPOGLYCAEMIA

**Always carry some sugar (at least 20 grams) with you.
Carry some information with you to show you are diabetic.**

HYPERGLYCAEMIA (high blood sugar levels)

If your blood sugar is too high (hyperglycaemia), you may not have injected enough insulin.

Why does hyperglycaemia occur?

Examples include:

- you have not injected your insulin or not injected enough, or if it has become less effective, for example through incorrect storage,
- you are doing less exercise than usual, you are under stress (emotional distress, excitement), or you have an injury, operation, infection or fever,
- you are taking or have taken certain other medicines (see section 2, "Other medicines and Lantus").

Warning symptoms of hyperglycaemia

Thirst, increased need to urinate, tiredness, dry skin, reddening of the face, loss of appetite, low blood pressure, fast heart beat, and glucose and ketone bodies in urine. Stomach pain, fast and deep breathing, sleepiness or even loss of consciousness may be signs of a serious condition (ketoacidosis) resulting from lack of insulin.

What should you do if you experience hyperglycaemia?

Test your blood sugar level and your urine for ketones as soon as any of the above symptoms occur. Severe hyperglycaemia or ketoacidosis must always be treated by a doctor, normally in a hospital.

HYPOGLYCAEMIA (low blood sugar levels)

If your blood sugar level falls too much you may become unconscious. Serious hypoglycaemia may cause a heart attack or brain damage and may be life-threatening. You normally should be able to recognise when your blood sugar is falling too much so that you can take the right actions.

Why does hypoglycaemia occur?

Examples include:

- you inject too much insulin,
- you miss meals or delay them,
- you do not eat enough, or eat food containing less carbohydrate than normal (sugar and substances similar to sugar are called carbohydrates; however, artificial sweeteners are NOT carbohydrates),
- you lose carbohydrates due to vomiting or diarrhoea,
- you drink alcohol, particularly if you are not eating much,
- you are doing more exercise than usual or a different type of physical activity,
- you are recovering from an injury or operation or other stress,
- you are recovering from an illness or from fever,
- you are taking or have stopped taking certain other medicines (see section 2, "Other medicines and Lantus").

Hypoglycaemia is also more likely to occur if

- you have just begun insulin treatment or changed to another insulin preparation, (when changing from your previous basal insulin to Lantus hypoglycaemia, if it occurs, may be more likely to occur in the morning than at night)
- your blood sugar levels are almost normal or are unstable,
- you change the area of skin where you inject insulin (for example from the thigh to the upper arm),
- you suffer from severe kidney or liver disease, or some other disease such as hypothyroidism.

Warning symptoms of hypoglycaemia

-In your body

Examples of symptoms that tell you that your blood sugar level is falling too much or too fast: sweating, clammy skin, anxiety, fast heart beat, high blood pressure, palpitations and irregular heartbeat. These symptoms often develop before the symptoms of a low sugar level in the brain.

-In your brain

Examples of symptoms that indicate a low sugar level in the brain: headaches, intense hunger, nausea, vomiting, tiredness, sleepiness, sleep disturbances, restlessness, aggressive behaviour, lapses in concentration, impaired reactions, depression, confusion, speech disturbances (sometimes total loss of speech), visual disorders, trembling, paralysis, tingling sensations (paraesthesia), numbness and tingling sensations in the area of the mouth, dizziness, loss of self-control, inability to look after yourself, convulsions, loss of consciousness.

The first symptoms which alert you to hypoglycaemia ("warning symptoms") may change, be weaker or may be missing altogether if

- you are elderly, if you have had diabetes for a long time or if you suffer from a certain type of nervous disease (diabetic autonomic neuropathy),
- you have recently suffered hypoglycaemia (for example the day before) or if it develops slowly,
- you have almost normal or, at least, greatly improved blood sugar levels,
- you have recently changed from an animal insulin to a human insulin such as Lantus,
- you are taking or have taken certain other medicines (see section 2, "Other medicines and Lantus").

In such a case, you may develop severe hypoglycaemia (and even faint) before you are aware of the problem. Be familiar with your warning symptoms. If necessary, more frequent blood sugar testing can help to identify mild hypoglycaemic episodes that may otherwise be overlooked. If you are not confident about recognising your warning symptoms, avoid situations (such as driving a car) in which you or others would be put at risk by hypoglycaemia.

What should you do if you experience hypoglycaemia?

1. Do not inject insulin. Immediately take about 10 to 20 g sugar, such as glucose, sugar cubes or a sugar-sweetened beverage. Caution: Artificial sweeteners and foods with artificial sweeteners (such as diet drinks) are of no help in treating hypoglycaemia.
2. Then eat something that has a long-acting effect in raising your blood sugar (such as bread or pasta). Your doctor or nurse should have discussed this with you previously. The recovery of hypoglycaemia may be delayed because Lantus has a long action.
3. If the hypoglycaemia comes back again take another 10 to 20 g sugar.
4. Speak to a doctor immediately if you are not able to control the hypoglycaemia or if it recurs.

Tell your relatives, friends and close colleagues the following:

If you are not able to swallow or if you are unconscious, you will require an injection of glucose or glucagon (a medicine which increases blood sugar). These injections are justified even if it is not certain that you have hypoglycaemia.

It is advisable to test your blood sugar immediately after taking glucose to check that you really have hypoglycaemia.

Package leaflet: Information for the user

Lantus 100 units/ml solution for injection in a cartridge

Insulin glargine

Read all of this leaflet carefully before you start using this medicine because it contains important information for you. The instructions for using the insulin pen are provided with your insulin pen. Refer to them before using your medicine.

- Keep this leaflet. You may need to read it again.
- If you have any further questions, ask your doctor, pharmacist or nurse.
- This medicine has been prescribed for you only. Do not pass it on to others. It may harm them, even if their signs of illness are the same as yours.
- If you get any side effects, talk to your doctor or pharmacist. This includes any possible side effects not listed in this leaflet. See section 4.

What is in this leaflet

1. What Lantus is and what it is used for
2. What you need to know before you use Lantus
3. How to use Lantus
4. Possible side effects
5. How to store Lantus
6. Contents of the pack and other information

1. What Lantus is and what it is used for

Lantus contains insulin glargine. This is a modified insulin, very similar to human insulin.

Lantus is used to treat diabetes mellitus in adults, adolescents and children aged 2 years and above. Diabetes mellitus is a disease where your body does not produce enough insulin to control the level of blood sugar. Insulin glargine has a long and steady blood-sugar-lowering action.

2. What you need to know before you use Lantus

Do not use Lantus

- If you are allergic to insulin glargine or any of the other ingredients of this medicine (listed in section 6).

Warnings and precautions

Lantus in cartridges is only suitable for injecting just under the skin using a reusable pen (see also section 3). Speak to your doctor if you need to inject your insulin by another method.

Talk to your doctor, pharmacist or nurse before using Lantus.

Follow closely the instructions for posology, monitoring (blood and urine tests), diet and physical activity (physical work and exercise) as discussed with your doctor.

If your blood sugar is too low (hypoglycaemia), follow the guidance for hypoglycaemia (see box at the end of this leaflet).

Travel

Before travelling consult your doctor. You may need to talk about

- the availability of your insulin in the country you are visiting,

- supplies of insulin, needles etc.,
- correct storage of your insulin while travelling,
- timing of meals and insulin administration while travelling,
- the possible effects of changing to different time zones,
- possible new health risks in the countries to be visited,
- what you should do in emergency situations when you feel unwell or become ill.

Illnesses and injuries

In the following situations, the management of your diabetes may require a lot of care (for example, adjustment to insulin dose, blood and urine tests):

- If you are ill or have a major injury then your blood sugar level may increase (hyperglycaemia).
- If you are not eating enough your blood sugar level may become too low (hypoglycaemia).

In most cases you will need a doctor. **Make sure that you contact a doctor early.**

If you have type 1 diabetes (insulin dependent diabetes mellitus), do not stop your insulin and continue to get enough carbohydrates. Always tell people who are caring for you or treating you that you require insulin.

Insulin treatment can cause the body to produce antibodies to insulin (substances that act against insulin). However, only very rarely, this will require a change to your insulin dose.

Some patients with long-standing type 2 diabetes mellitus and heart disease or previous stroke who were treated with pioglitazone (oral anti-diabetic medicine used to treat type 2 diabetes mellitus) and insulin experienced the development of heart failure. Inform your doctor as soon as possible if you experience signs of heart failure such as unusual shortness of breath or rapid increase in weight or localised swelling (oedema).

Children

There is no experience with the use of Lantus in children below the age of 2 years.

Other medicines and Lantus

Some medicines cause changes in the blood sugar level (decrease, increase or both depending on the situation). In each case, it may be necessary to adjust your insulin dose to avoid blood sugar levels that are either too low or too high. Be careful when you start or stop taking another medicine.

Tell your doctor or pharmacist if you are taking, have recently taken or might take any other medicines. Before taking a medicine ask your doctor if it can affect your blood sugar level and what action, if any, you need to take.

Medicines that may cause your blood sugar level to fall (hypoglycaemia) include:

- all other medicines to treat diabetes,
- angiotensin converting enzyme (ACE) inhibitors (used to treat certain heart conditions or high blood pressure),
- disopyramide (used to treat certain heart conditions),
- fluoxetine (used to treat depression),
- fibrates (used to lower high levels of blood lipids),
- monoamine oxidase (MAO) inhibitors (used to treat depression),
- pentoxifylline, propoxyphene, salicylates (such as acetylsalicylic acid, used to relieve pain and lower fever),
- sulfonamide antibiotics.

Medicines that may cause your blood sugar level to rise (hyperglycaemia) include:

- corticosteroids (such as "cortisone" used to treat inflammation),
- danazol (medicine acting on ovulation),
- diazoxide (used to treat high blood pressure),
- diuretics (used to treat high blood pressure or excessive fluid retention),
- glucagon (pancreas hormone used to treat severe hypoglycaemia),
- isoniazid (used to treat tuberculosis),
- oestrogens and progestogens (such as in the contraceptive pill used for birth control),
- phenothiazine derivatives (used to treat psychiatric disorders),
- somatropin (growth hormone),
- sympathomimetic medicines (such as epinephrine [adrenaline], salbutamol, terbutaline used to treat asthma),
- thyroid hormones (used to treat thyroid gland disorders),
- atypical antipsychotic medicines (such as clozapine, olanzapine),
- protease inhibitors (used to treat HIV).

Your blood sugar level may either rise or fall if you take:

- beta-blockers (used to treat high blood pressure),
- clonidine (used to treat high blood pressure),
- lithium salts (used to treat psychiatric disorders).

Pentamidine (used to treat some infections caused by parasites) may cause hypoglycaemia which may sometimes be followed by hyperglycaemia.

Beta-blockers like other sympatholytic medicines (such as clonidine, guanethidine, and reserpine) may weaken or suppress entirely the first warning symptoms which help you to recognise a hypoglycaemia.

If you are not sure whether you are taking one of those medicines ask your doctor or pharmacist.

Lantus with alcohol

Your blood sugar levels may either rise or fall if you drink alcohol.

Pregnancy and breast-feeding

Ask your doctor or pharmacist for advice before taking any medicine.

Inform your doctor if you are planning to become pregnant, or if you are already pregnant. Your insulin dose may need to be changed during pregnancy and after giving birth. Particularly careful control of your diabetes, and prevention of hypoglycaemia, is important for the health of your baby.

If you are breast-feeding consult your doctor as you may require adjustments in your insulin doses and your diet.

Driving and using machines

Your ability to concentrate or react may be reduced if:

- you have hypoglycaemia (low blood sugar levels),
- you have hyperglycaemia (high blood sugar levels),
- you have problems with your sight.

Keep this possible problem in mind in all situations where you might put yourself and others at risk (such as driving a car or using machines). You should contact your doctor for advice on driving if:

- you have frequent episodes of hypoglycaemia,
- the first warning symptoms which help you to recognise hypoglycaemia are reduced or absent.

Important information about some of the ingredients of Lantus

This medicine contains less than 1 mmol (23 mg) sodium per dose, i.e. it is essentially 'sodium-free'.

3. How to use Lantus

Always use this medicine exactly as your doctor has told you. Check with your doctor or pharmacist if you are not sure.

Although Lantus contains the same active substance as Toujeo (insulin glargine 300 units/ml), these medicines are not interchangeable. The switch from one insulin therapy to another requires medical prescription, medical supervision and blood glucose monitoring. Please, consult your doctor for further information.

Dose

Based on your life-style and the results of your blood sugar (glucose) tests and your previous insulin usage, your doctor will:

- determine how much Lantus per day you will need and at what time,
- tell you when to check your blood sugar level, and whether you need to carry out urine tests,
- tell you when you may need to inject a higher or lower dose of Lantus.

Lantus is a long-acting insulin. Your doctor may tell you to use it in combination with a short-acting insulin or with tablets used to treat high blood sugar levels.

Many factors may influence your blood sugar level. You should know these factors so that you are able to react correctly to changes in your blood sugar level and to prevent it from becoming too high or too low. See the box at the end of this leaflet for further information.

Use in children and adolescents

Lantus can be used in adolescents and children aged 2 years and above. Use this medicine exactly as your doctor has told you.

Frequency of administration

You need one injection of Lantus every day, at the same time of the day.

Method of administration

Lantus is injected under the skin. Do NOT inject Lantus in a vein, since this will change its action and may cause hypoglycaemia.

Your doctor will show you in which area of the skin you should inject Lantus. With each injection, change the puncture site within the particular area of skin that you are using.

How to handle the cartridges

Lantus in cartridges is only suitable for injecting just under the skin using a reusable pen. Speak to your doctor if you need to inject your insulin by another method.

To ensure you get the accurate dose, the Lantus cartridges are to be used only with the following pens:

- JuniorSTAR which delivers doses in steps of 0.5 units
- KlikSTAR, Tactipen, Autopen 24, AllStar or AllStar PRO which deliver doses in steps of 1 unit.

Not all of these pens may be marketed in your country.

The pen should be used as recommended in the information provided by the device manufacturer. The manufacturer's instructions for using the pen must be followed carefully for loading the cartridge, attaching the needle, and administering the insulin injection.

Keep the cartridge at room temperature for 1 or 2 hours before inserting it in the pen.

Look at the cartridge before you use it. Only use it if the solution is clear, colourless and waterlike, and has no visible particles in it. Do not shake or mix it before use.

Always use a new cartridge if you notice that your blood sugar control is unexpectedly getting worse. This is because the insulin may have lost some of its effectiveness. If you think you may have a problem with Lantus, have it checked by your doctor or pharmacist.

Special care before injection

Before injection remove any air bubbles (see instructions for using the pen).

Make sure that neither alcohol nor other disinfectants or other substances contaminate the insulin. Do not re-fill and re-use empty cartridges. Do not add any other insulin to the cartridge. Do not mix Lantus with any other insulins or medicines. Do not dilute it. Mixing or diluting may change the action of Lantus.

Problems with the insulin pen?

Refer to the manufacturer's instructions for using the pen.

If the insulin pen is damaged or not working properly (due to mechanical defects) it has to be discarded, and a new insulin pen has to be used.

Insulin mix-ups

You must always check the insulin label before each injection to avoid mix-ups between Lantus and other insulins.

If you use more Lantus than you should

- If you **have injected too much Lantus**, your blood sugar level may become too low (hypoglycaemia). Check your blood sugar frequently. In general, to prevent hypoglycaemia you must eat more food and monitor your blood sugar. For information on the treatment of hypoglycaemia, see box at the end of this leaflet.

If you forget to use Lantus

- If you have missed a dose of Lantus or if you have not injected enough insulin, your blood sugar level may become too high (hyperglycaemia). Check your blood sugar frequently. For information on the treatment of hyperglycaemia, see box at the end of this leaflet.
- Do not take a double dose to make up for a forgotten dose.

If you stop using Lantus

This could lead to severe hyperglycaemia (very high blood sugar) and ketoacidosis (build-up of acid in the blood because the body is breaking down fat instead of sugar). Do not stop Lantus without speaking to a doctor, who will tell you what needs to be done.

If you have any further questions on the use of this medicine, ask your doctor, pharmacist or nurse.

4. Possible side effects

Like all medicines, this medicine can cause side effects, although not everybody gets them.

If you notice signs of your blood sugar being too low (hypoglycaemia), take action to increase your blood sugar level straight away (see the box at the end of this leaflet). Hypoglycaemia (low blood sugar) can be very serious and is very common with insulin treatment (may affect more than 1 in 10 people). Low blood sugar means that there is not enough sugar in your blood. If your blood sugar level falls too low you may pass out (become unconscious). Serious hypoglycaemia may cause brain damage and may be life-threatening. For more information, see the box at the end of this leaflet.

Severe allergic reactions (rare, may affect up to 1 in 1,000 people) – the signs may include large-scale skin reactions (rash and itching all over the body), severe swelling of skin or mucous membranes (angioedema), shortness of breath, a fall in blood pressure with rapid heart beat and sweating. Severe allergic reactions to insulins may become life-threatening. Tell a doctor straight away if you notice signs of severe allergic reaction.

- **Skin changes at the injection site:**

If you inject insulin too often at the same place, the skin may either shrink (lipoatrophy, may affect up to 1 in 100 people) or thicken (lipohypertrophy, may affect up to 1 in 10 people). Also lumps under the skin caused by build-up of a protein called amyloid may occur (cutaneous amyloidosis, how often they occur is not known). The insulin may not work very well. Change the injection site with each injection to help prevent these skin changes.

Common reported side effects (may affect up to 1 in 10 people)

- **Skin and allergic reactions at the injection site**

The signs may include reddening, unusually intense pain when injecting, itching, hives, swelling or inflammation. This can spread around the injection site. Most minor reactions to insulins usually disappear in a few days to a few weeks.

Rare reported side effect (may affect up to 1 in 1,000 people)

- **Eye reactions**

A marked change (improvement or worsening) in your blood sugar control can disturb your vision temporarily. If you have proliferative retinopathy (an eye disease related to diabetes) severe hypoglycaemic attacks may cause temporary loss of vision.

- **General disorders**

In rare cases, insulin treatment may also cause temporary build-up of water in the body, with swelling in the calves and ankles.

Very rare reported side-effects (may affect up to 1 in 10,000 people)

In very rare cases, dysgeusia (taste disorders) and myalgia (muscular pain) can occur.

Use in children and adolescents

In general, the side effects in children and adolescents of 18 years of age or less are similar to those seen in adults.

Complaints of injection site reactions (injection site pain, injection site reaction) and skin reactions (rash, urticaria) are reported relatively more frequently in children and adolescents of 18 years of age or less than in adults.

There is no experience in children under 2 years.

Reporting of side effects

If you get any side effects, talk to your doctor or pharmacist. This includes any possible side effects not listed in this leaflet. You can also report side effects directly via [the national reporting system listed in Appendix V](#). By reporting side effects you can help provide more information on the safety of this medicine.

5. How to store Lantus

Keep this medicine out of the sight and reach of children.

Do not use this medicine after the expiry date which is stated on the carton and on the label of the cartridge after “EXP”. The expiry date refers to the last day of that month.

Unopened cartridges

Store in a refrigerator (2°C-8°C). Do not freeze or place next to the freezer or a freezer pack. Keep the cartridge in the outer carton in order to protect from light.

In-use cartridges

Cartridges in use (in the insulin pen) or carried as a spare may be stored for a maximum of 4 weeks not above 30°C and away from direct heat or direct light. The cartridge in use must not be stored in a refrigerator. Do not use it after this time period.

Do not use Lantus if you notice particles in it. Only use Lantus if the solution is clear, colourless and waterlike.

Do not throw away any medicines via wastewater or household waste. Ask your pharmacist how to throw away medicines you no longer use. These measures will help protect the environment.

6. Contents of the pack and other information

What Lantus contains

- The active substance is insulin glargine. Each ml of the solution contains 100 units of insulin glargine (equivalent to 3.64 mg).
- The other ingredients are: zinc chloride, metacresol, glycerol, sodium hydroxide (see section 2 “Important information about some of the ingredients of Lantus”) and hydrochloric acid (for pH adjustment) and water for injections.

What Lantus looks like and contents of the pack

Lantus 100 units/ml solution for injection in a cartridge is a clear and colourless solution.

Lantus comes in a special cartridge to be used only in conjunction with the pens KlikSTAR, Tactipen, Autopen 24, AllStar, AllStar PRO or JuniorSTAR. Each cartridge contains 3 ml of solution for injection (equivalent to 300 units).

Pack sizes of 1, 3, 4, 5, 6, 8, 9 and 10 cartridges.

Not all pack sizes may be marketed.

Marketing Authorisation Holder and Manufacturer

Sanofi-Aventis Deutschland GmbH, D-65926 Frankfurt am Main, Germany.

For any information about this medicine, please contact the local representative of the Marketing Authorisation Holder.

België/Belgique/Belgien

Sanofi Belgium

Tél/Tel: +32 (0)2 710 54 00

Lietuva

UAB « SANOFI-AVENTIS LIETUVA »

Tel: +370 5 2755224

България

SANOFI BULGARIA EOOD

Тел.: +359 (0)2 970 53 00

Luxembourg/Luxemburg

Sanofi Belgium

Tél/Tel: +32 (0)2 710 54 00 (Belgique/Belgien)

Česká republika

sanofi-aventis, s.r.o.

Tel: +420 233 086 111

Magyarország

SANOFI-AVENTIS Zrt.

Tel.: +36 1 505 0050

Danmark

Sanofi A/S

Tlf: +45 45 16 70 00

Malta

Sanofi S.p.A.

Tel: +39 02 39394275

Deutschland

Sanofi-Aventis Deutschland GmbH

Tel.: 0800 52 52 010

Tel. aus dem Ausland: +49 69 305 21 131

Nederland

sanofi-aventis Netherlands B.V.

Tel: +31 20 245 4000

Eesti

sanofi-aventis Estonia OÜ

Tel: +372 627 34 88

Norge

sanofi-aventis Norge AS

Tlf: +47 67 10 71 00

Ελλάδα

sanofi-aventis AEBE

Τηλ: +30 210 900 16 00

Österreich

sanofi-aventis GmbH

Tel: +43 1 80 185 – 0

España

sanofi-aventis, S.A

Tel: +34 93 485 94 00

Polska

sanofi-aventis Sp. z o.o.

Tel.: +48 22 280 00 00

France

sanofi-aventis France

Tél: 0 800 222 555

Appel depuis l'étranger : +33 1 57 63 23 23

Portugal

Sanofi - Produtos Farmacêuticos,Lda.

Tel: +351 21 35 89 400

Hrvatska

sanofi-aventis Croatia d.o.o.
Tel: +385 1 600 34 00

Ireland

sanofi-aventis Ireland Ltd. T/A SANOFI
Tel: +353 (0) 1 403 56 00

Ísland

Vistor hf.
Sími: +354 535 7000

Italia

Sanofi S.p.A.
Tel: 800 13 12 12 (domande di tipo tecnico)
800.536389 (altre domande)

Κύπρος

sanofi-aventis Cyprus Ltd.
Τηλ: +357 22 871600

Latvija

sanofi-aventis Latvia SIA
Tel: +371 67 33 24 51

România

Sanofi Romania SRL
Tel: +40 (0) 21 317 31 36

Slovenija

sanofi-aventis d.o.o.
Tel: +386 1 560 48 00

Slovenská republika

sanofi-aventis Pharma Slovakia s.r.o.
Tel: +421 2 33 100 100

Suomi/Finland

Sanofi Oy
Puh/Tel: +358 (0) 201 200 300

Sverige

Sanofi AB
Tel: +46 (0)8 634 50 00

United Kingdom

Sanofi
Tel: +44 (0) 845 372 7101

This leaflet was last revised in

Other source of information

Detailed information on this medicine is available on the European Medicines Agency web site:
<http://www.ema.europa.eu/>

HYPERGLYCAEMIA AND HYPOGLYCAEMIA

**Always carry some sugar (at least 20 grams) with you.
Carry some information with you to show you are diabetic.**

HYPERGLYCAEMIA (high blood sugar levels)

If your blood sugar is too high (hyperglycaemia), you may not have injected enough insulin.

Why does hyperglycaemia occur?

Examples include:

- you have not injected your insulin or not injected enough, or if it has become less effective, for example through incorrect storage,
- your insulin pen does not work properly,
- you are doing less exercise than usual, you are under stress (emotional distress, excitement), or you have an injury, operation, infection or fever,
- you are taking or have taken certain other medicines (see section 2, "Other medicines and Lantus").

Warning symptoms of hyperglycaemia

Thirst, increased need to urinate, tiredness, dry skin, reddening of the face, loss of appetite, low blood pressure, fast heart beat, and glucose and ketone bodies in urine. Stomach pain, fast and deep breathing, sleepiness or even loss of consciousness may be signs of a serious condition (ketoacidosis) resulting from lack of insulin.

What should you do if you experience hyperglycaemia?

Test your blood sugar level and your urine for ketones as soon as any of the above symptoms occur. Severe hyperglycaemia or ketoacidosis must always be treated by a doctor, normally in a hospital.

HYPOGLYCAEMIA (low blood sugar levels)

If your blood sugar level falls too much you may become unconscious. Serious hypoglycaemia may cause a heart attack or brain damage and may be life-threatening. You normally should be able to recognise when your blood sugar is falling too much so that you can take the right actions.

Why does hypoglycaemia occur?

Examples include:

- you inject too much insulin,
- you miss meals or delay them,
- you do not eat enough, or eat food containing less carbohydrate than normal (sugar and substances similar to sugar are called carbohydrates; however, artificial sweeteners are NOT carbohydrates),
- you lose carbohydrates due to vomiting or diarrhoea,
- you drink alcohol, particularly if you are not eating much,
- you are doing more exercise than usual or a different type of physical activity,
- you are recovering from an injury or operation or other stress,
- you are recovering from an illness or from fever,
- you are taking or have stopped taking certain other medicines (see section 2, "Other medicines and Lantus").

Hypoglycaemia is also more likely to occur if

- you have just begun insulin treatment or changed to another insulin preparation (when changing from your previous basal insulin to Lantus hypoglycaemia, if it occurs, may be more likely to occur in the morning than at night),
- your blood sugar levels are almost normal or are unstable,
- you change the area of skin where you inject insulin (for example from the thigh to the upper arm),
- you suffer from severe kidney or liver disease, or some other disease such as hypothyroidism.

Warning symptoms of hypoglycaemia

- In your body

Examples of symptoms that tell you that your blood sugar level is falling too much or too fast: sweating, clammy skin, anxiety, fast heart beat, high blood pressure, palpitations and irregular heartbeat. These symptoms often develop before the symptoms of a low sugar level in the brain.

- In your brain

Examples of symptoms that indicate a low sugar level in the brain: headaches, intense hunger, nausea, vomiting, tiredness, sleepiness, sleep disturbances, restlessness, aggressive behaviour, lapses in concentration, impaired reactions, depression, confusion, speech disturbances (sometimes total loss of speech), visual disorders, trembling, paralysis, tingling sensations (paraesthesia), numbness and tingling sensations in the area of the mouth, dizziness, loss of self-control, inability to look after yourself, convulsions, loss of consciousness.

The first symptoms which alert you to hypoglycaemia ("warning symptoms") may change, be weaker or may be missing altogether if

- you are elderly, if you have had diabetes for a long time or if you suffer from a certain type of nervous disease (diabetic autonomic neuropathy),
- you have recently suffered hypoglycaemia (for example the day before) or if it develops slowly,
- you have almost normal or, at least, greatly improved blood sugar levels,
- you have recently changed from an animal insulin to a human insulin such as Lantus,
- you are taking or have taken certain other medicines (see section 2, "Other medicines and Lantus").

In such a case, you may develop severe hypoglycaemia (and even faint) before you are aware of the problem. Be familiar with your warning symptoms. If necessary, more frequent blood sugar testing can help to identify mild hypoglycaemic episodes that may otherwise be overlooked. If you are not confident about recognising your warning symptoms, avoid situations (such as driving a car) in which you or others would be put at risk by hypoglycaemia.

What should you do if you experience hypoglycaemia?

1. Do not inject insulin. Immediately take about 10 to 20 g sugar, such as glucose, sugar cubes or a sugar-sweetened beverage. Caution: Artificial sweeteners and foods with artificial sweeteners (such as diet drinks) are of no help in treating hypoglycaemia.
2. Then eat something that has a long-acting effect in raising your blood sugar (such as bread or pasta). Your doctor or nurse should have discussed this with you previously. The recovery of hypoglycaemia may be delayed because Lantus has a long action.
3. If the hypoglycaemia comes back again take another 10 to 20 g sugar.
4. Speak to a doctor immediately if you are not able to control the hypoglycaemia or if it recurs.

Tell your relatives, friends and close colleagues the following:

If you are not able to swallow or if you are unconscious, you will require an injection of glucose or glucagon (a medicine which increases blood sugar). These injections are justified even if it is not certain that you have hypoglycaemia.

It is advisable to test your blood sugar immediately after taking glucose to check that you really have hypoglycaemia.

Lantus SoloStar 100 units/ml solution for injection in a pre-filled pen
Insulin glargine

Read all of this leaflet carefully including the Instructions for Use of Lantus SoloStar, pre-filled pen, before you start using this medicine because it contains important information for you.

- Keep this leaflet. You may need to read it again.
- If you have any further questions, ask your doctor, pharmacist or nurse.
- This medicine has been prescribed for you only. Do not pass it on to others. It may harm them, even if their signs of illness are the same as yours.
- If you get any side effects, talk to your doctor or pharmacist. This includes any possible side effects not listed in this leaflet. See section 4.

What is in this leaflet

1. What Lantus is and what it is used for
2. What you need to know before you use Lantus
3. How to use Lantus
4. Possible side effects
5. How to store Lantus
6. Contents of the pack and other information

1. What Lantus is and what it is used for

Lantus contains insulin glargine. This is a modified insulin, very similar to human insulin.

Lantus is used to treat diabetes mellitus in adults, adolescents and children aged 2 years and above. Diabetes mellitus is a disease where your body does not produce enough insulin to control the level of blood sugar. Insulin glargine has a long and steady blood-sugar-lowering action.

2. What you need to know before you use Lantus

Do not use Lantus

- If you are allergic to insulin glargine or to any of the other ingredients of this medicine (listed in section 6).

Warnings and precautions

Lantus in pre-filled pen is only suitable for injecting just under the skin (see also section 3). Speak to your doctor if you need to inject your insulin by another method.

Talk to your doctor, pharmacist or nurse before using Lantus.

Follow closely the instructions for posology, monitoring (blood and urine tests), diet and physical activity (physical work and exercise), injection technique as discussed with your doctor.

If your blood sugar is too low (hypoglycaemia), follow the guidance for hypoglycaemia (see box at the end of this leaflet).

Travel

Before travelling consult your doctor. You may need to talk about

- the availability of your insulin in the country you are visiting,
- supplies of insulin, needles etc.,

- correct storage of your insulin while travelling,
- timing of meals and insulin administration while travelling,
- the possible effects of changing to different time zones,
- possible new health risks in the countries to be visited,
- what you should do in emergency situations when you feel unwell or become ill.

Illnesses and injuries

In the following situations, the management of your diabetes may require a lot of care (for example, adjustment to insulin dose, blood and urine tests):

- If you are ill or have a major injury then your blood sugar level may increase (hyperglycaemia).
- If you are not eating enough your blood sugar level may become too low (hypoglycaemia).

In most cases you will need a doctor. **Make sure that you contact a doctor early.**

If you have type 1 diabetes (insulin dependent diabetes mellitus), do not stop your insulin and continue to get enough carbohydrates. Always tell people who are caring for you or treating you that you require insulin.

Insulin treatment can cause the body to produce antibodies to insulin (substances that act against insulin). However, only very rarely, this will require a change to your insulin dose.

Some patients with long-standing type 2 diabetes mellitus and heart disease or previous stroke who were treated with pioglitazone (oral anti-diabetic medicine used to treat type 2 diabetes mellitus) and insulin experienced the development of heart failure. Inform your doctor as soon as possible if you experience signs of heart failure such as unusual shortness of breath or rapid increase in weight or localised swelling (oedema).

Children

There is no experience with the use of Lantus in children below the age of 2 years.

Other medicines and Lantus

Some medicines cause changes in the blood sugar level (decrease, increase or both depending on the situation). In each case, it may be necessary to adjust your insulin dose to avoid blood sugar levels that are either too low or too high. Be careful when you start or stop taking another medicine.

Tell your doctor or pharmacist if you are taking, have recently taken or might take any other medicines. Before taking a medicine ask your doctor if it can affect your blood sugar level and what action, if any, you need to take.

Medicines that may cause your blood sugar level to fall (hypoglycaemia) include:

- all other medicines to treat diabetes,
- angiotensin converting enzyme (ACE) inhibitors (used to treat certain heart conditions or high blood pressure),
- disopyramide (used to treat certain heart conditions),
- fluoxetine (used to treat depression),
- fibrates (used to lower high levels of blood lipids),
- monoamine oxidase (MAO) inhibitors (used to treat depression),
- pentoxifylline, propoxyphene, salicylates (such as acetylsalicylic acid, used to relieve pain and lower fever),
- sulfonamide antibiotics.

Medicines that may cause your blood sugar level to rise (hyperglycaemia) include:

- corticosteroids (such as "cortisone" used to treat inflammation),
- danazol (medicine acting on ovulation),

- diazoxide (used to treat high blood pressure),
- diuretics (used to treat high blood pressure or excessive fluid retention),
- glucagon (pancreas hormone used to treat severe hypoglycaemia),
- isoniazid (used to treat tuberculosis),
- oestrogens and progestogens (such as in the contraceptive pill used for birth control),
- phenothiazine derivatives (used to treat psychiatric disorders),
- somatropin (growth hormone),
- sympathomimetic medicines (such as epinephrine [adrenaline], salbutamol, terbutaline used to treat asthma),
- thyroid hormones (used to treat thyroid gland disorders),
- atypical antipsychotic medicines (such as clozapine, olanzapine),
- protease inhibitors (used to treat HIV).

Your blood sugar level may either rise or fall if you take:

- beta-blockers (used to treat high blood pressure),
- clonidine (used to treat high blood pressure),
- lithium salts (used to treat psychiatric disorders).

Pentamidine (used to treat some infections caused by parasites) may cause hypoglycaemia which may sometimes be followed by hyperglycaemia.

Beta-blockers like other sympatholytic medicines (such as clonidine, guanethidine, and reserpine) may weaken or suppress entirely the first warning symptoms which help you to recognise a hypoglycaemia.

If you are not sure whether you are taking one of those medicines ask your doctor or pharmacist.

Lantus with alcohol

Your blood sugar levels may either rise or fall if you drink alcohol.

Pregnancy and breast-feeding

Ask your doctor or pharmacist for advice before taking any medicine.

Inform your doctor if you are planning to become pregnant, or if you are already pregnant. Your insulin dose may need to be changed during pregnancy and after giving birth. Particularly careful control of your diabetes, and prevention of hypoglycaemia, is important for the health of your baby.

If you are breast-feeding consult your doctor as you may require adjustments in your insulin doses and your diet.

Driving and using machines

Your ability to concentrate or react may be reduced if:

- you have hypoglycaemia (low blood sugar levels),
- you have hyperglycaemia (high blood sugar levels),
- you have problems with your sight.

Keep this possible problem in mind in all situations where you might put yourself and others at risk (such as driving a car or using machines). You should contact your doctor for advice on driving if:

- you have frequent episodes of hypoglycaemia,
- the first warning symptoms which help you to recognise hypoglycaemia are reduced or absent.

Important information about some of the ingredients of Lantus

This medicine contains less than 1 mmol (23 mg) sodium per dose, i.e. it is essentially 'sodium-free'.

3. How to use Lantus

Always use this medicine exactly as your doctor has told you. Check with your doctor or pharmacist if you are not sure.

Although Lantus contains the same active substance as Toujeo (insulin glargine 300 units/ml), these medicines are not interchangeable. The switch from one insulin therapy to another requires medical prescription, medical supervision and blood glucose monitoring. Please, consult your doctor for further information.

Dose

Based on your life-style and the results of your blood sugar (glucose) tests and your previous insulin usage, your doctor will

- determine how much Lantus per day you will need and at what time.
- tell you when to check your blood sugar level, and whether you need to carry out urine tests,
- tell you when you may need to inject a higher or lower dose of Lantus.

Lantus is a long-acting insulin. Your doctor may tell you to use it in combination with a short-acting insulin or with tablets used to treat high blood sugar levels.

Many factors may influence your blood sugar level. You should know these factors so that you are able to react correctly to changes in your blood sugar level and to prevent it from becoming too high or too low. See the box at the end of this leaflet for further information.

Use in children and adolescents

Lantus can be used in adolescents and children aged 2 years and above. Use this medicine exactly as your doctor has told you.

Frequency of administration

You need one injection of Lantus every day, at the same time of the day.

Method of administration

Lantus is injected under the skin. Do NOT inject Lantus in a vein, since this will change its action and may cause hypoglycaemia.

Your doctor will show you in which area of the skin you should inject Lantus. With each injection, change the puncture site within the particular area of skin that you are using.

How to handle SoloStar

SoloStar is a pre-filled disposable pen containing insulin glargine. Lantus in pre-filled pen is only suitable for injecting just under the skin. Speak to your doctor if you need to inject your insulin by another method.

Read carefully the "SoloStar Instructions for Use" included in this package leaflet. You must use the pen as described in these Instructions for Use.

A new needle must be attached before each use. Only use needles that are compatible for use with SoloStar (see "SoloStar Instructions for Use").

A safety test must be performed before each injection.

Look at the cartridge before you use the pen. Do not use SoloStar if you notice particles in it. Only use SoloStar if the solution is clear, colourless and waterlike. Do not shake or mix it before use.

To prevent the possible transmission of disease, never share your pen with anyone else. This pen is only for your use.

Make sure that neither alcohol nor other disinfectants or other substances contaminate the insulin.

Always use a new pen if you notice that your blood sugar control is unexpectedly getting worse. If you think you may have a problem with SoloStar, consult your doctor, pharmacist or nurse.

Empty pens must not be re-filled and must be properly discarded.

Do not use SoloStar if it is damaged or not working properly, it has to be discarded and a new SoloStar has to be used.

Insulin mix-ups

You must always check the insulin label before each injection to avoid mix-ups between Lantus and other insulins.

If you use more Lantus than you should

- If you **have injected too much Lantus**, your blood sugar level may become too low (hypoglycaemia). Check your blood sugar frequently. In general, to prevent hypoglycaemia you must eat more food and monitor your blood sugar. For information on the treatment of hypoglycaemia, see box at the end of this leaflet.

If you forget to use Lantus

- If you **have missed a dose of Lantus** or if you **have not injected enough insulin**, your blood sugar level may become too high (hyperglycaemia). Check your blood sugar frequently. For information on the treatment of hyperglycaemia, see box at the end of this leaflet.
- Do not take a double dose to make up for a forgotten dose.

If you stop using Lantus

This could lead to severe hyperglycaemia (very high blood sugar) and ketoacidosis (build-up of acid in the blood because the body is breaking down fat instead of sugar). Do not stop Lantus without speaking to a doctor, who will tell you what needs to be done.

If you have any further questions on the use of this medicine, ask your doctor, pharmacist or nurse.

4. Possible side effects

Like all medicines, this medicine can cause side effects, although not everybody gets them.

If you notice signs of you blood sugar being too low (hypoglycaemia), take action to increase your blood sugar level straight away (see the box at the end of this leaflet). Hypoglycaemia (low blood sugar) can be very serious and is very common with insulin treatment (may affect more than 1 in 10 people). Low blood sugar means that there is not enough sugar in your blood. If your blood sugar level falls too low, you may pass out (become unconscious). Serious hypoglycaemia may cause brain damage and may be life-threatening. For more information, see the box at the end of this leaflet.

Severe allergic reactions (rare, may affect up to 1 in 1,000 people) – the signs may include large-scale skin reactions (rash and itching all over the body), severe swelling of skin or mucous membranes (angioedema), shortness of breath, a fall in blood pressure with rapid heart beat and sweating. Severe allergic reactions to insulins may become life-threatening. Tell a doctor straight away if you notice signs of severe allergic reaction.

- **Skin changes at the injection site:**

If you inject insulin too often at the same place, the skin may either shrink (lipoatrophy, may affect up to 1 in 100 people) or thicken (lipohypertrophy, may affect up to 1 in 10 people). Also lumps under the skin caused by build-up of a protein called amyloid may occur (cutaneous amyloidosis, how often they occur is not known). The insulin may not work very well. Change the injection site with each injection to help prevent these skin changes.

Common reported side effects (may affect up to 1 in 10 people)

- **Skin and allergic reactions at the injection site**

The signs may include reddening, unusually intense pain when injecting, itching, hives, swelling or inflammation. This can spread around the injection site. Most minor reactions to insulins usually disappear in a few days to a few weeks.

Rare reported side effect (may affect up to 1 in 1,000 people)

- **Eye reactions**

A marked change (improvement or worsening) in your blood sugar control can disturb your vision temporarily. If you have proliferative retinopathy (an eye disease related to diabetes) severe hypoglycaemic attacks may cause temporary loss of vision.

- **General disorders**

In rare cases, insulin treatment may also cause temporary build-up of water in the body, with swelling in the calves and ankles.

Very rare reported side-effects (may affect up to 1 in 10,000 people)

In very rare cases, dysgeusia (taste disorders) and myalgia (muscular pain) can occur.

Use in children and adolescents

In general, the side effects in children and adolescents of 18 years of age or less are similar to those seen in adults.

Complaints of injection site reactions (injection site reaction, injection site pain) and skin reactions (rash, urticaria) are reported relatively more frequently in children and adolescents of 18 years of age or less than in adults.

There is no experience in children under 2 years.

Reporting of side effects

If you get any side effects, talk to your doctor or pharmacist. This includes any possible side effects not listed in this leaflet. You can also report side effects directly via [the national reporting system listed in Appendix V](#). By reporting side effects you can help provide more information on the safety of this medicine.

5. How to store Lantus

Keep this medicine out of the sight and reach of children.

Do not use this medicine after the expiry date which is stated on the carton and on the label of the pen after “EXP”. The expiry date refers to the last day of that month.

Not in-use pens

Store in a refrigerator (2°C-8°C). Do not freeze or place next to the freezer compartment or a freezer pack.

Keep the pre-filled pen in the outer carton in order to protect from light.

In use pens

Pre-filled pens in use or carried as a spare may be stored for a maximum of 4 weeks not above 30°C and away from direct heat or direct light. The pen in use must not be stored in the refrigerator. Do not use it after this time period.

Do not throw away any medicines via wastewater or household waste. Ask your pharmacist how to throw away medicines you no longer use. These measures will help protect the environment.

6. Contents of the pack and other information

What Lantus contains

- The active substance is insulin glargine. Each ml of the solution contains 100 units of insulin glargine (equivalent to 3.64 mg).
- The other ingredients are: zinc chloride, metacresol, glycerol, sodium hydroxide (see section 2 “Important information about some of the ingredients of Lantus) and hydrochloric acid (for pH adjustment) and water for injections.

What Lantus looks like and contents of the pack

Lantus SoloStar 100 units/ml solution for injection in a pre-filled pen is a clear and colourless solution. Each pen contains 3 ml of solution for injection (equivalent to 300 units).

Pack sizes of 1, 3, 4, 5, 6, 8, 9 and 10 pre-filled pens.

Not all pack sizes may be marketed.

Marketing Authorisation Holder and Manufacturer

Sanofi-Aventis Deutschland GmbH, D-65926 Frankfurt am Main, Germany.

For any information about this medicine, please contact the local representative of the Marketing Authorisation Holder.

België/Belgique/Belgien

Sanofi Belgium

Tél/Tel: +32 (0)2 710 54 00

Lietuva

UAB « SANOFI-AVENTIS LIETUVA »

Tel: +370 5 2755224

България

SANOFI BULGARIA EOOD

Тел.: +359 (0)2 970 53 00

Luxembourg/Luxemburg

Sanofi Belgium

Tél/Tel: +32 (0)2 710 54 00 (Belgique/Belgien)

Česká republika
sanofi-aventis, s.r.o.
Tel: +420 233 086 111

Danmark
Sanofi A/S
Tlf: +45 45 16 70 00

Deutschland
Sanofi-Aventis Deutschland GmbH
Tel.: 0800 52 52 010
Tel. aus dem Ausland: +49 69 305 21 131

Eesti
sanofi-aventis Estonia OÜ
Tel: +372 627 34 88

Ελλάδα
sanofi-aventis AEBE
Τηλ: +30 210 900 16 00

España
sanofi-aventis, S.A
Tel: +34 93 485 94 00

France
sanofi-aventis France
Tél: 0 800 222 555
Appel depuis l'étranger : +33 1 57 63 23 23

Hrvatska
sanofi-aventis Croatia d.o.o.
Tel: +385 1 600 34 00

Ireland
sanofi-aventis Ireland Ltd. T/A SANOFI
Tel: +353 (0) 1 403 56 00

Ísland
Vistor hf.
Sími: +354 535 7000

Italia
Sanofi S.p.A.
Tel: 800 13 12 12 (domande di tipo tecnico)
800.536389 (altre domande)

Κύπρος
sanofi-aventis Cyprus Ltd.
Τηλ: +357 22 871600

Latvija
sanofi-aventis Latvia SIA
Tel: +371 67 33 24 51

Magyarország
SANOFI-AVENTIS Zrt.
Tel.: +36 1 505 0050

Malta
Sanofi S.p.A.
Tel: +39 02 39394275

Nederland
sanofi-aventis Netherlands B.V.
Tel: +31 20 245 4000

Norge
sanofi-aventis Norge AS
Tlf: +47 67 10 71 00

Österreich
sanofi-aventis GmbH
Tel: +43 1 80 185 – 0

Polska
sanofi-aventis Sp. z o.o.
Tel.: +48 22 280 00 00

Portugal
Sanofi - Produtos Farmacêuticos, Lda.
Tel: +351 21 35 89 400

România
Sanofi Romania SRL
Tel: +40 (0) 21 317 31 36

Slovenija
sanofi-aventis d.o.o.
Tel: +386 1 560 48 00

Slovenská republika
sanofi-aventis Pharma Slovakia s.r.o.
Tel: +421 2 33 100 100

Suomi/Finland
Sanofi Oy
Puh/Tel: +358 (0) 201 200 300

Sverige
Sanofi AB
Tel: +46 (0)8 634 50 00

United Kingdom
Sanofi
Tel: +44 (0) 845 372 7101

This leaflet was last revised in

Other source of information

Detailed information on this medicine is available on the European Medicines Agency web site:

<http://www.ema.europa.eu/>

HYPERGLYCAEMIA AND HYPOGLYCAEMIA

**Always carry some sugar (at least 20 grams) with you.
Carry some information with you to show you are diabetic.**

HYPERGLYCAEMIA (high blood sugar levels)

If your blood sugar is too high (hyperglycaemia), you may not have injected enough insulin.

Why does hyperglycaemia occur?

Examples include:

- you have not injected your insulin or not injected enough, or if it has become less effective, for example through incorrect storage,
- your insulin pen does not work properly,
- you are doing less exercise than usual, you are under stress (emotional distress, excitement), or you have an injury, operation, infection or fever,
- you are taking or have taken certain other medicines (see section 2, "Other medicines and Lantus").

Warning symptoms of hyperglycaemia

Thirst, increased need to urinate, tiredness, dry skin, reddening of the face, loss of appetite, low blood pressure, fast heart beat, and glucose and ketone bodies in urine. Stomach pain, fast and deep breathing, sleepiness or even loss of consciousness may be signs of a serious condition (ketoacidosis) resulting from lack of insulin.

What should you do if you experience hyperglycaemia?

Test your blood sugar level and your urine for ketones as soon as any of the above symptoms occur. Severe hyperglycaemia or ketoacidosis must always be treated by a doctor, normally in a hospital.

HYPOGLYCAEMIA (low blood sugar levels)

If your blood sugar level falls too much you may become unconscious. Serious hypoglycaemia may cause a heart attack or brain damage and may be life-threatening. You normally should be able to recognise when your blood sugar is falling too much so that you can take the right actions.

Why does hypoglycaemia occur?

Examples include:

- you inject too much insulin,
- you miss meals or delay them,
- you do not eat enough, or eat food containing less carbohydrate than normal (sugar and substances similar to sugar are called carbohydrates; however, artificial sweeteners are NOT carbohydrates),
- you lose carbohydrates due to vomiting or diarrhoea,
- you drink alcohol, particularly if you are not eating much,
- you are doing more exercise than usual or a different type of physical activity,
- you are recovering from an injury or operation or other stress,
- you are recovering from an illness or from fever,
- you are taking or have stopped taking certain other medicines (see section 2, "Other medicines and Lantus").

Hypoglycaemia is also more likely to occur if

- you have just begun insulin treatment or changed to another insulin preparation (when changing from your previous basal insulin to Lantus hypoglycaemia, if it occurs, may be more likely to occur in the morning than at night),
- your blood sugar levels are almost normal or are unstable,
- you change the area of skin where you inject insulin (for example from the thigh to the upper arm),
- you suffer from severe kidney or liver disease, or some other disease such as hypothyroidism.

Warning symptoms of hypoglycaemia

- In your body

Examples of symptoms that tell you that your blood sugar level is falling too much or too fast: sweating, clammy skin, anxiety, fast heart beat, high blood pressure, palpitations and irregular heartbeat. These symptoms often develop before the symptoms of a low sugar level in the brain.

- In your brain

Examples of symptoms that indicate a low sugar level in the brain: headaches, intense hunger, nausea, vomiting, tiredness, sleepiness, sleep disturbances, restlessness, aggressive behaviour, lapses in concentration, impaired reactions, depression, confusion, speech disturbances (sometimes total loss of speech), visual disorders, trembling, paralysis, tingling sensations (paraesthesia), numbness and tingling sensations in the area of the mouth, dizziness, loss of self-control, inability to look after yourself, convulsions, loss of consciousness.

The first symptoms which alert you to hypoglycaemia ("warning symptoms") may change, be weaker or may be missing altogether if

- you are elderly, if you have had diabetes for a long time or if you suffer from a certain type of nervous disease (diabetic autonomic neuropathy),
- you have recently suffered hypoglycaemia (for example the day before) or if it develops slowly,
- you have almost normal or, at least, greatly improved blood sugar levels,
- you have recently changed from an animal insulin to a human insulin such as Lantus,
- you are taking or have taken certain other medicines (see section 2, "Other medicines and Lantus").

In such a case, you may develop severe hypoglycaemia (and even faint) before you are aware of the problem. Be familiar with your warning symptoms. If necessary, more frequent blood sugar testing can help to identify mild hypoglycaemic episodes that may otherwise be overlooked. If you are not confident about recognising your warning symptoms, avoid situations (such as driving a car) in which you or others would be put at risk by hypoglycaemia.

What should you do if you experience hypoglycaemia?

1. Do not inject insulin. Immediately take about 10 to 20 g sugar, such as glucose, sugar cubes or a sugar-sweetened beverage. Caution: Artificial sweeteners and foods with artificial sweeteners (such as diet drinks) are of no help in treating hypoglycaemia.
2. Then eat something that has a long-acting effect in raising your blood sugar (such as bread or pasta). Your doctor or nurse should have discussed this with you previously. The recovery of hypoglycaemia may be delayed because Lantus has a long action.
3. If the hypoglycaemia comes back again take another 10 to 20 g sugar.
4. Speak to a doctor immediately if you are not able to control the hypoglycaemia or if it recurs.

Tell your relatives, friends and close colleagues the following:

If you are not able to swallow or if you are unconscious, you will require an injection of glucose or glucagon (a medicine which increases blood sugar). These injections are justified even if it is not certain that you have hypoglycaemia.

It is advisable to test your blood sugar immediately after taking glucose to check that you really have hypoglycaemia.

Lantus SoloStar solution for injection in a pre-filled pen. INSTRUCTION FOR USE

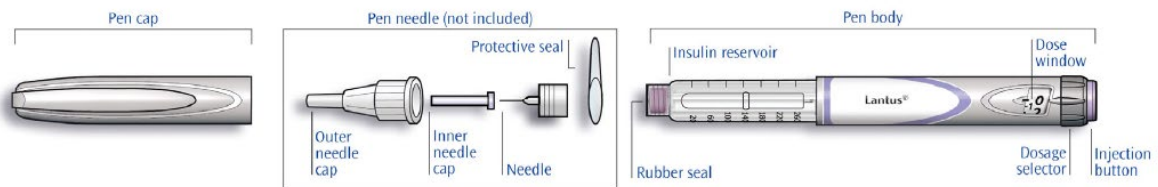
SoloStar is a pre-filled pen for the injection of insulin. Your doctor has decided that SoloStar is appropriate for you based on your ability to handle SoloStar. Talk with your doctor, pharmacist or nurse about proper injection technique before using SoloStar.

Read these instructions carefully before using your SoloStar. If you are not able to use SoloStar or follow all the instructions completely on your own, you must use SoloStar only if you have help from a person who is able to follow the instructions completely. Hold the pen as shown in this leaflet. To ensure that you read the dose correctly, hold the pen horizontally, with the needle on the left and the dosage selector to the right as shown in the illustrations below.

You can set doses from 1 to 80 units in steps of 1 unit. Each pen contains multiple doses.

Keep this leaflet for future reference.

If you have any questions about SoloStar or about diabetes, ask your doctor, pharmacist or nurse or call the local representative number on the front of this leaflet.



Schematic diagram of the pen

Important information for use of SoloStar:

- Always attach a new needle before each use. Only use needles that are compatible for use with SoloStar.
- Do not select a dose and/or press the injection button without a needle attached.
- Always perform the safety test before each injection (see Step 3).
- This pen is only for your use. Do not share it with anyone else.
- If your injection is given by another person, special caution must be taken by this person to avoid accidental needle injury and transmission of infection.
- Never use SoloStar if it is damaged or if you are not sure that it is working properly.
- Always have a spare SoloStar in case your SoloStar is lost or damaged.

Step 1. Check the insulin

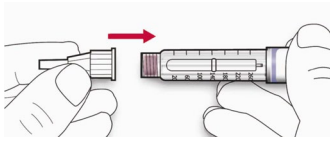
- A. Check the label on your SoloStar to make sure you have the correct insulin. The Lantus SoloStar is grey with a purple injection button.
- B. Take off the pen cap.
- C. Check the appearance of your insulin. Lantus is a clear insulin. Do not use this SoloStar if the insulin is cloudy, coloured or has particles.

Step 2. Attach the needle

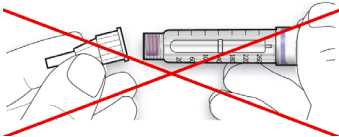
Always use a new sterile needle for each injection. This helps prevent contamination, and potential needle blocks.

- A. Remove the protective seal from a new needle.

- B.** Line up the needle with the pen, and keep it straight as you attach it (screw or push on, depending on the needle type).



- If the needle is not kept straight while you attach it, it can damage the rubber seal and cause leakage, or break the needle.

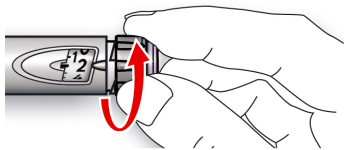


Step 3. Perform a Safety test

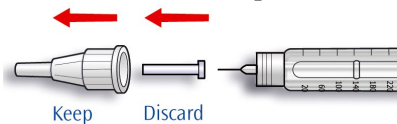
Always perform the safety test before each injection. This ensures that you get an accurate dose by:

- ensuring that pen and needle work properly
- removing air bubbles

- A.** Select a dose of 2 units by turning the dosage selector.

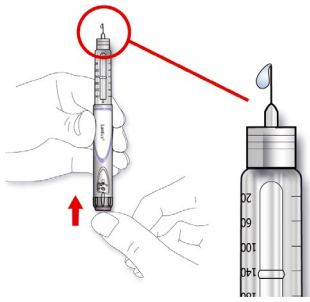


- B.** Take off the outer needle cap and keep it to remove the used needle after injection. Take off the inner needle cap and discard it.



- C.** Hold the pen with the needle pointing upwards.
- D.** Tap the insulin reservoir so that any air bubbles rise up towards the needle.

- E. Press the injection button all the way in. Check if insulin comes out of the needle tip.



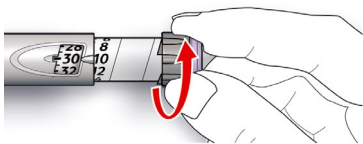
You may have to perform the safety test several times before insulin is seen.

- If no insulin comes out, check for air bubbles and repeat the safety test two more times to remove them.
- If still no insulin comes out, the needle may be blocked. Change the needle and try again.
- If no insulin comes out after changing the needle, your SoloStar may be damaged. Do not use this SoloStar.

Step 4. Select the dose

You can set the dose in steps of 1 unit, from a minimum of 1 unit to a maximum of 80 units. If you need a dose greater than 80 units, you should give it as two or more injections.

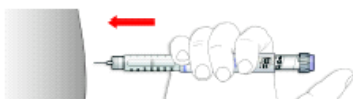
- A. Check that the dose window shows “0” following the safety test.
- B. Select your required dose (in the example below, the selected dose is 30 units). If you turn past your dose, you can turn back down.



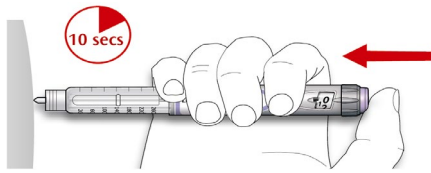
- Do not push the injection button while turning, as insulin will come out.
- You cannot turn the dosage selector past the number of units left in the pen. Do not force the dosage selector to turn. In this case, either you can inject what is remaining in the pen and complete your dose with a new SoloStar or use a new SoloStar for your full dose.

Step 5. Inject the dose

- A. Use the injection method as instructed by your doctor, pharmacist or nurse.
- B. Insert the needle into the skin.



- C. Deliver the dose by pressing the injection button in all the way. The number in the dose window will return to “0” as you inject.



- D. Keep the injection button pressed all the way in. Slowly count to 10 before you withdraw the needle from the skin. This ensures that the full dose will be delivered.

The pen plunger moves with each dose. The plunger will reach the end of the cartridge when the total of 300 units of insulin has been used.

Step 6. Remove and discard the needle

Always remove the needle after each injection and store SoloStar without a needle attached.

This helps prevent:

- Contamination and/or infection,
 - Entry of air into the insulin reservoir and leakage of insulin, which can cause inaccurate dosing.
- A. Put the outer needle cap back on the needle, and use it to unscrew the needle from the pen. To reduce the risk of accidental needle injury, never replace the inner needle cap.
- If your injection is given by another person, or if you are giving an injection to another person, special caution must be taken by this person when removing and disposing of the needle. Follow recommended safety measures for removal and disposal of needles (contact your doctor, pharmacist or nurse) in order to reduce the risk of accidental needle injury and transmission of infectious diseases.
- B. Dispose of the needle safely, as instructed by your doctor, pharmacist or nurse.
- C. Always put the pen cap back on the pen, then store the pen until your next injection.

Storage instructions

See the reverse (insulin) side of this leaflet for instructions on how to store SoloStar.

If your SoloStar is in cool storage, take it out 1 to 2 hours before you inject to allow it to warm up. Cold insulin is more painful to inject.

Discard your used SoloStar as required by your local authorities.

Maintenance

Protect your SoloStar from dust and dirt.

You can clean the outside of your SoloStar by wiping it with a damp cloth.

Do not soak, wash or lubricate the pen as this may damage it.

It should be handled with care. Avoid situations where SoloStar might be damaged. If you are concerned that your SoloStar may be damaged, use a new one.

Annex IV

Scientific conclusions and grounds for the variation to the terms of the marketing authorisation(s)

Scientific conclusions

Taking into account the PRAC Assessment Report on the PSUR(s) for insulin glargine, the scientific conclusions of CHMP are as follows:

The cumulative review of cutaneous amyloidosis included 29 cases of which 15 were well documented cases in which the event was confirmed with histopathology. These cases did not contain confounders and have a compatible time to onset. Together with the available evidence from literature and text books, this signal contains sufficient evidence to establish an association between insulin glargine and cutaneous amyloidosis. As cutaneous amyloidosis may lead to insulin resistance due to poor absorption from the infiltrated site, health care professionals and patients should be informed of this event in the PI. Absorption of insulin could be improved by rotating the injection site. The MAH is therefore requested to include the event cutaneous amyloidosis in the SmPC and PIL.

The CHMP agrees with the scientific conclusions made by the PRAC.

Grounds for the variation to the terms of the marketing authorisation(s)

On the basis of the scientific conclusions for insulin glargine the CHMP is of the opinion that the benefit-risk balance of the medicinal product(s) containing insulin glargine is unchanged subject to the proposed changes to the product information

The CHMP recommends that the terms of the marketing authorisation(s) should be varied.